

SWAG Meeting

June 17, 2026 | 6:30-8:30pm

Hybrid Meeting: Portsmouth City Hall Conference Rm A and Zoom

Agenda

1. Welcome, Introduction & Approval of March 11, 2026 meeting minutes – Andrea Amico, SWAG co-chair
2. Membership update - Andrea Amico
3. Drinking Water Quality and Climate Variability - Anne Malenfant, PE, Senior Project Manager - CDM Smith
4. Quarterly Water Supply Update – Al Pratt, Water Resource Manager & SWAG co-chair
5. Community education update - Kim McNamara
6. PFAS update - Al Pratt
7. Legislative update - NH State Rep David Meuse
8. Community updates - Andrea Amico
9. Public comment

Membership Update

Welcome to 2 new SWAG members!

- Steve Adler, Portsmouth School Board Representative
- Shan Zuidema, Portsmouth Resident

Drinking Water Quality and Climate Variability

Anne Malenfant, PE, PMP

CDM Smith - Senior Project Manager

Vice Chair of NEWWA Regulatory and Legislative Committee



Drinking Water Quality and Climate Variability

Is Change Inevitable?

Anne Malenfant, PE, PMP

June 17, 2026



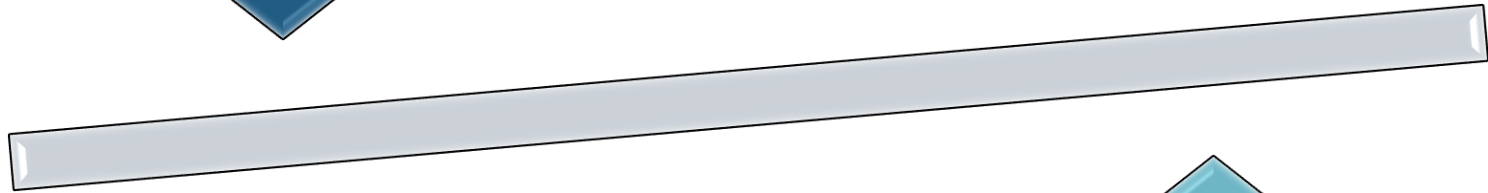
The “Perfect Storm” – Be Prepared!



Changing Weather
Patterns Impacting
Source Water
Quality

3

Case Studies



Upcoming
Regulations
(Revisions to
Microbial and
Disinfection
Byproduct Rules)





Changing Source Water



U.S. Changing Weather



INCREASED TEMPERATURE



INCREASED NUMBER OF EXTREME HEAT DAYS



CHANGES TO SEASONAL PRECIPITATION



INCREASED HEAVY PRECIPITATION



RIISING SEA LEVEL AND STORM SURGE



CHANGES TO SNOWMELT PATTERN



INCREASED FREQUENCY OF STORMS



LOSS OF SEA ICE, GLACIERS, AND PERMAFROST

Headlines throughout New England...

FLOODING

Severe flash flooding prompts emergency in Leominster, impacts other parts of Mass.

The Leominster area picked up between 2 to 2.5 inches of rain in about an hour, Meteorologist Tevin Wooten reports

11 inches of rain in 5 hours



Credit: AP



Photo by Sean Whigham

Headlines throughout New England...

Catastrophic flooding swamped Vermont's capital as intense storms forced evacuations and closures in Northeast

By Nouran Salahieh and Lauren Mascarenhas, CNN
🕒 6 minute read · Updated 8:12 PM EDT, Wed July 12, 2023



Parts of Northeast Kingdom hit by flash flooding

Vermont Public | By Vermont Public Staff
Published July 30, 2024 at 11:45 AM EDT



Headlines throughout New England

STORM TEAM 4

NY, CT see 1 in 1,000-year rainfall event; hundreds stranded as flash floods engulf region


Connecticut took the brunt of the hit this weekend, taking damage from significant rain earlier Sunday before getting pummeled again later in the evening. It was rough across the tri-state area, though; Long Island flooding was so bad a road collapsed in Stony Brook



Headlines throughout New England – Fall 2024

The drought in Massachusetts is getting worse

Updated November 08, 2024 By [Miriam Wasser](#)



Entire state of Massachusetts under red flag warnings as Northeast wildfire outbreak persists

An historic autumn drought has turned dry vegetation into a tinderbox.

By [Bill Hutchinson](#)
November 19, 2024, 11:40 AM



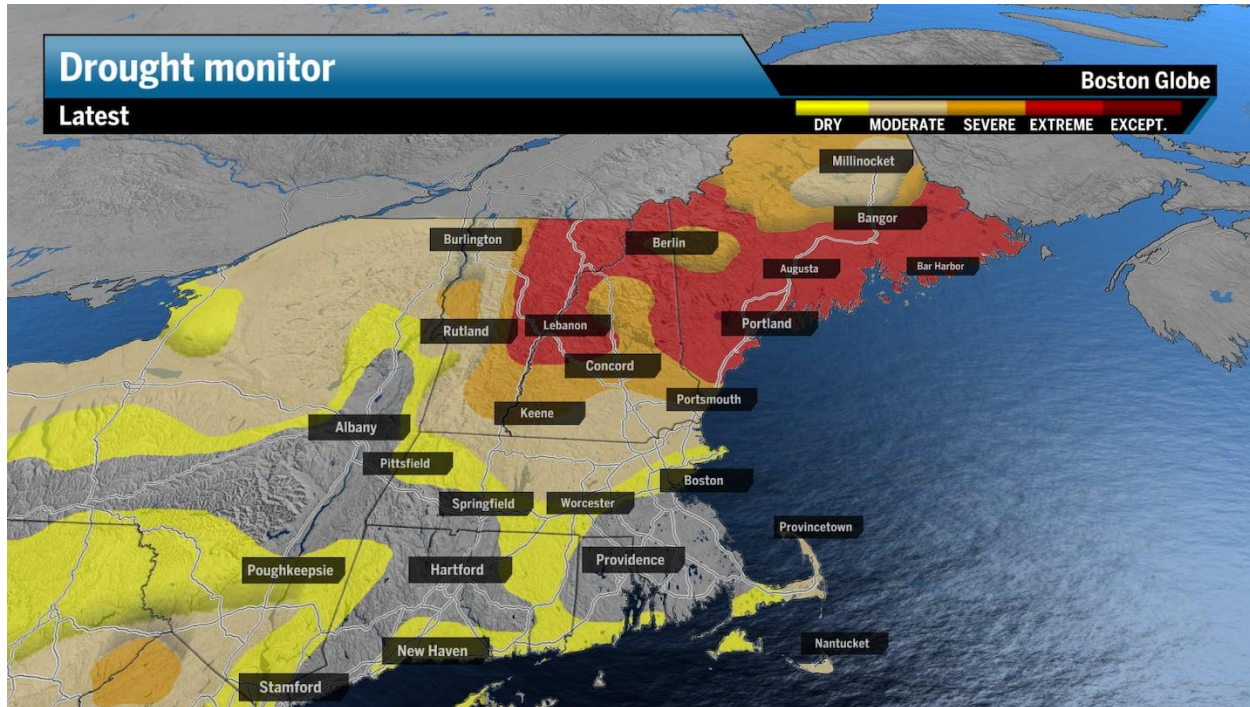
A fire started on Saturday evening in the woods near a Walmart store in Salem. Flames were visible and smoke had engulfed the Salem Firefighters Local 172

Comparison of drought conditions on the banks of the Cambridge Reservoir looking south from

Headlines throughout New England – Fall 2025

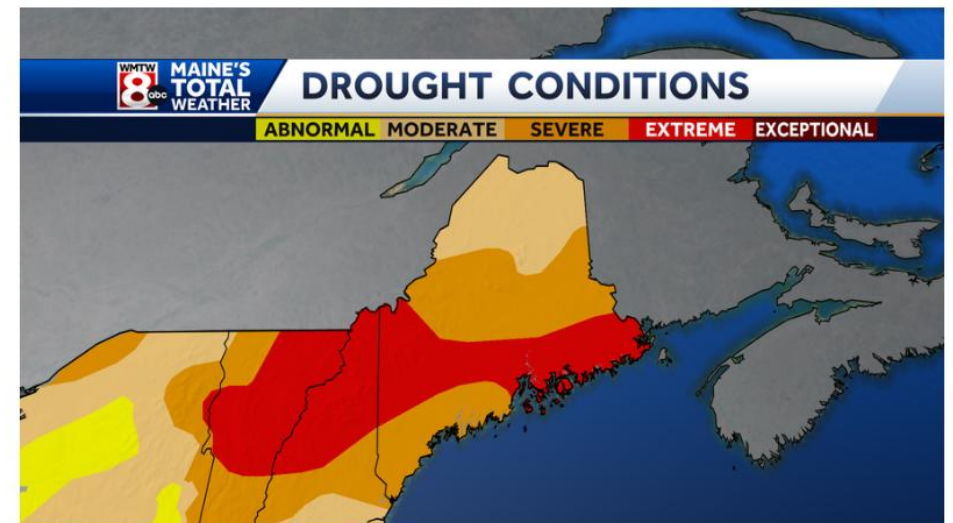
Recurring dry spells hitting New England raise alarms about future flash droughts

By **Ryan Krugman** Inside Climate News . Updated November 7, 2025, 11:51 a.m.



Maine's extreme drought rapidly expanding

Northern New England's extreme flash drought is spreading and intensifying



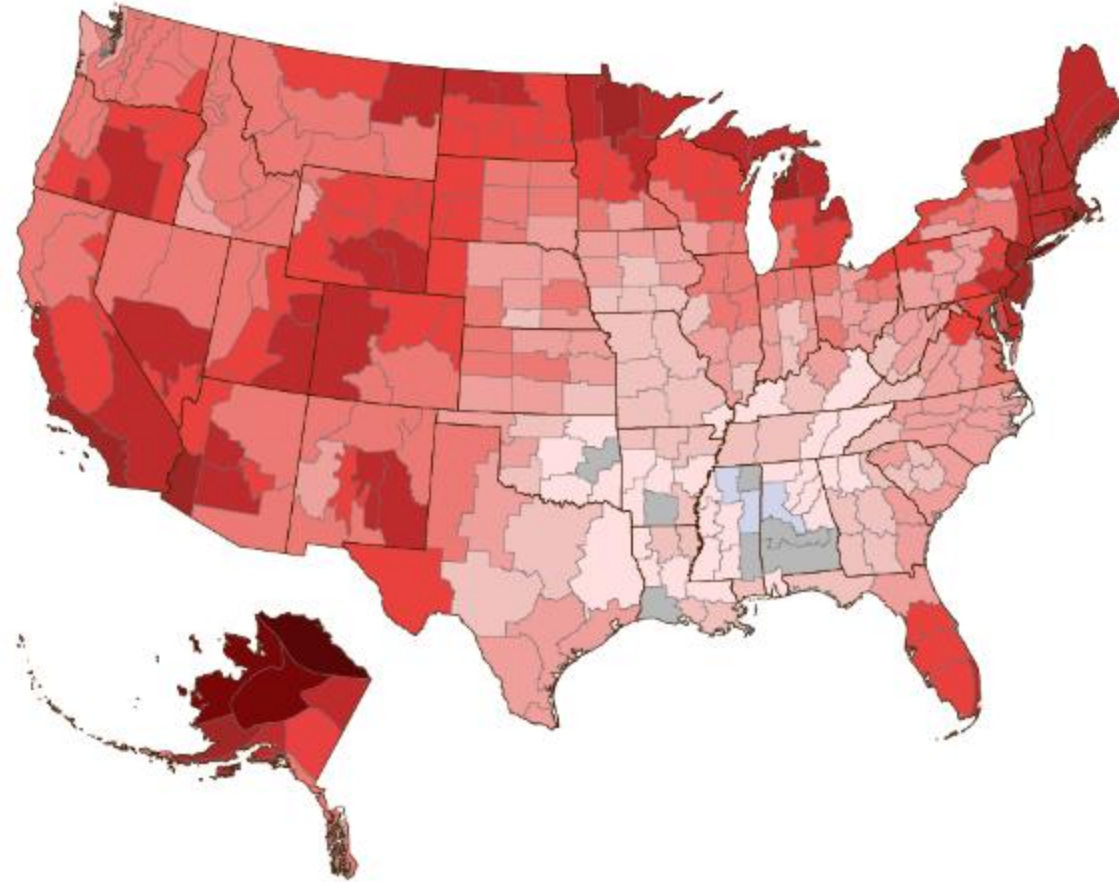
u.s. drought monitor maine 10/9/25



Updated: 9:38 AM EDT Oct 9, 2025

[Editorial Standards](#)

What is Happening Here?

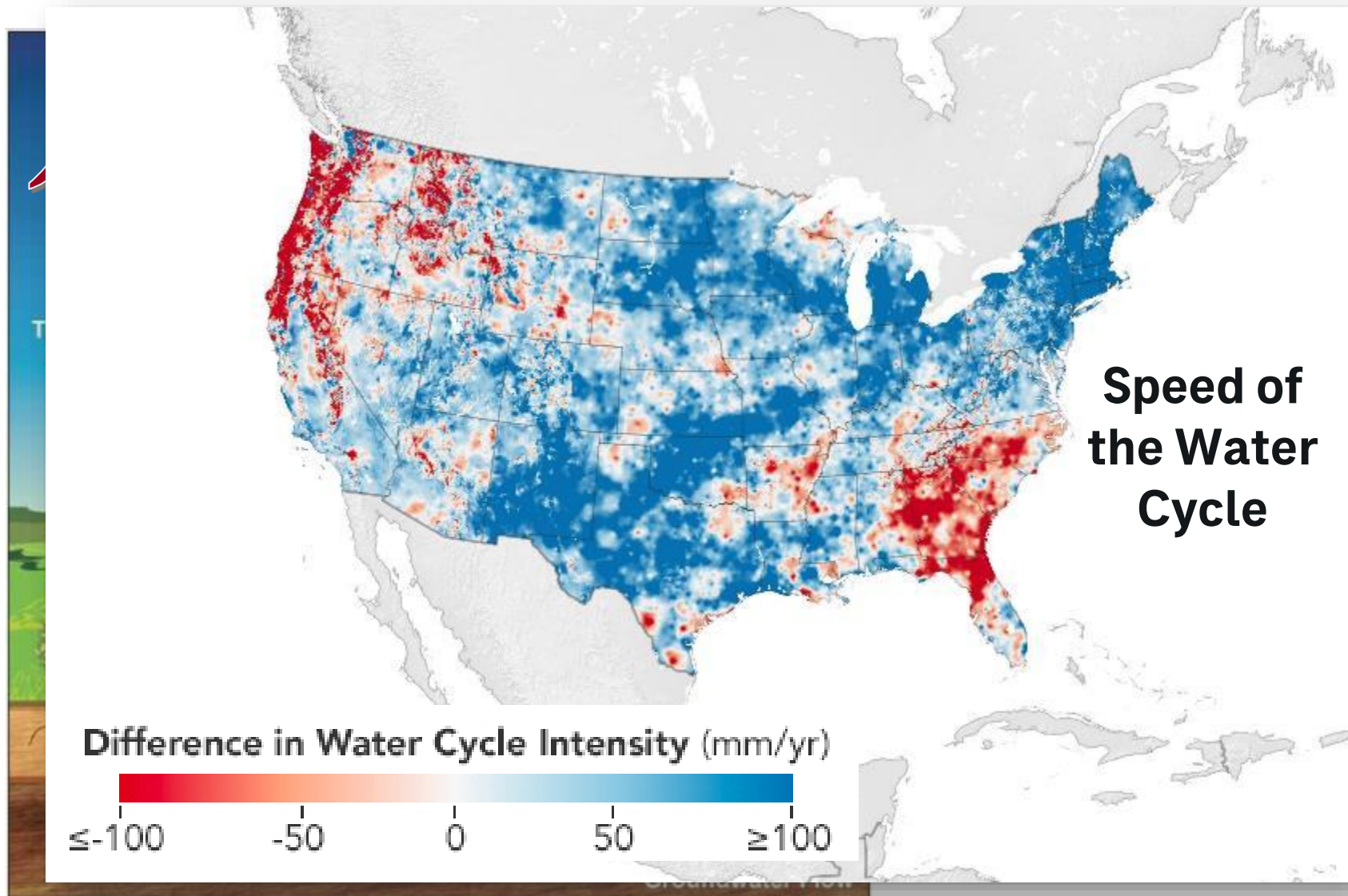


Rate of Temperature Change ($^{\circ}\text{F}$ per century)



Gray interval: -0.1 to 0.1 $^{\circ}\text{F}$

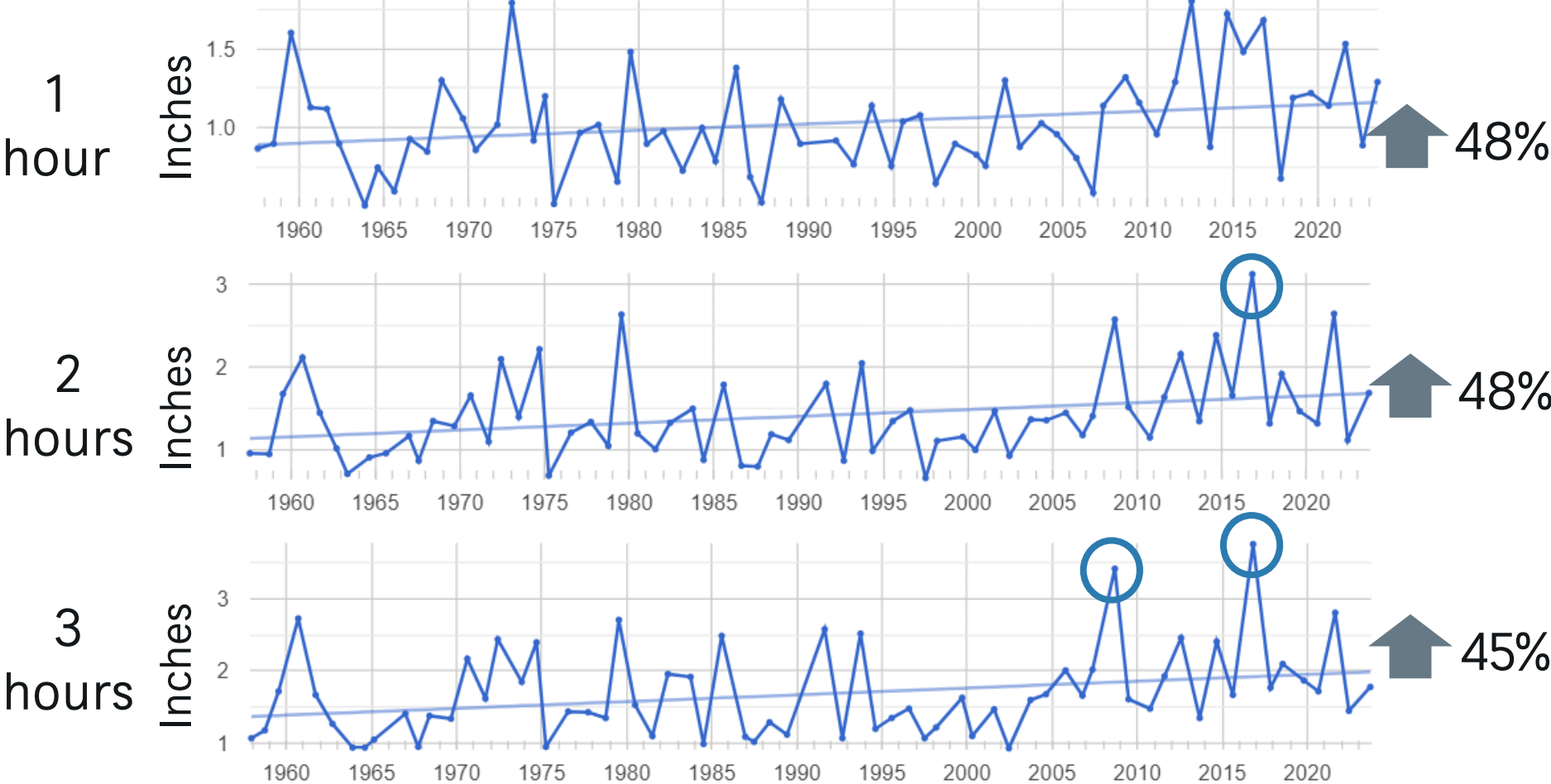
What is Happening Here?



Source: <https://science.nasa.gov/earth/climate-change/steamy-relationships-how-atmospheric-water-vapor-amplifies-earths-greenhouse-effect/>

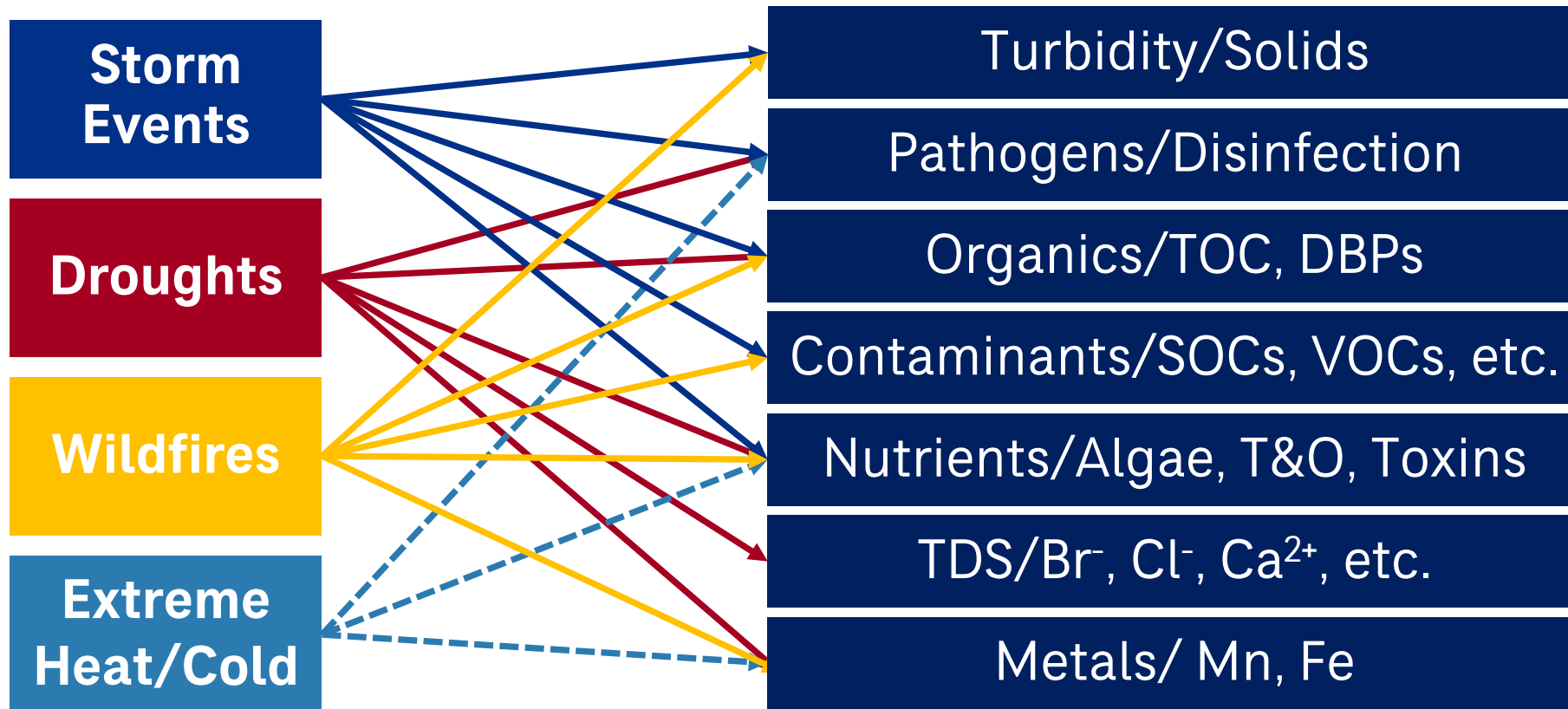
Maximum Rainfall in a Time Period

Worcester Airport

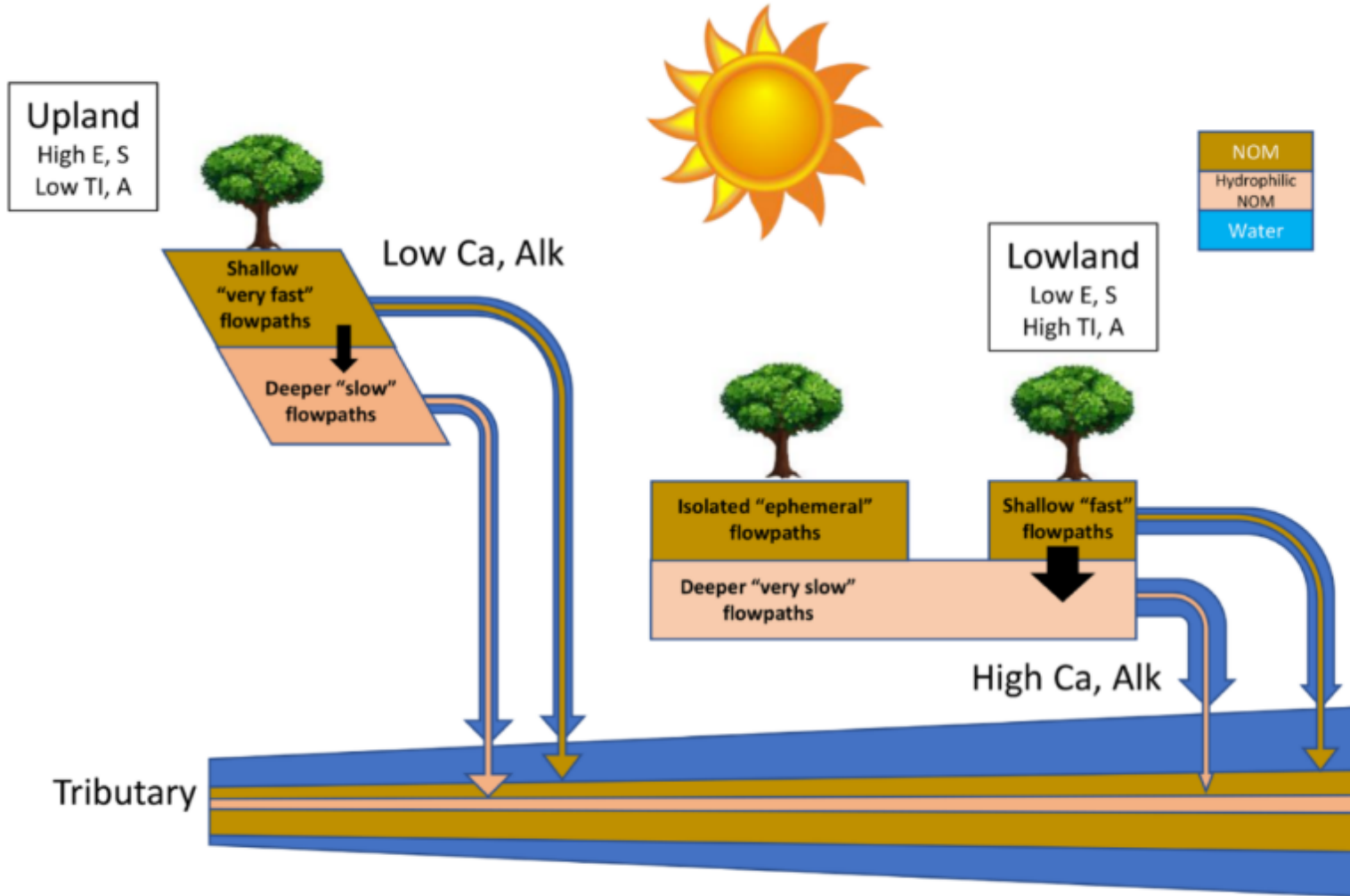


<http://www.dynsystem.com/netstorm/IDF/Worcester.htm>

What Treatment Challenges Can We Expect?



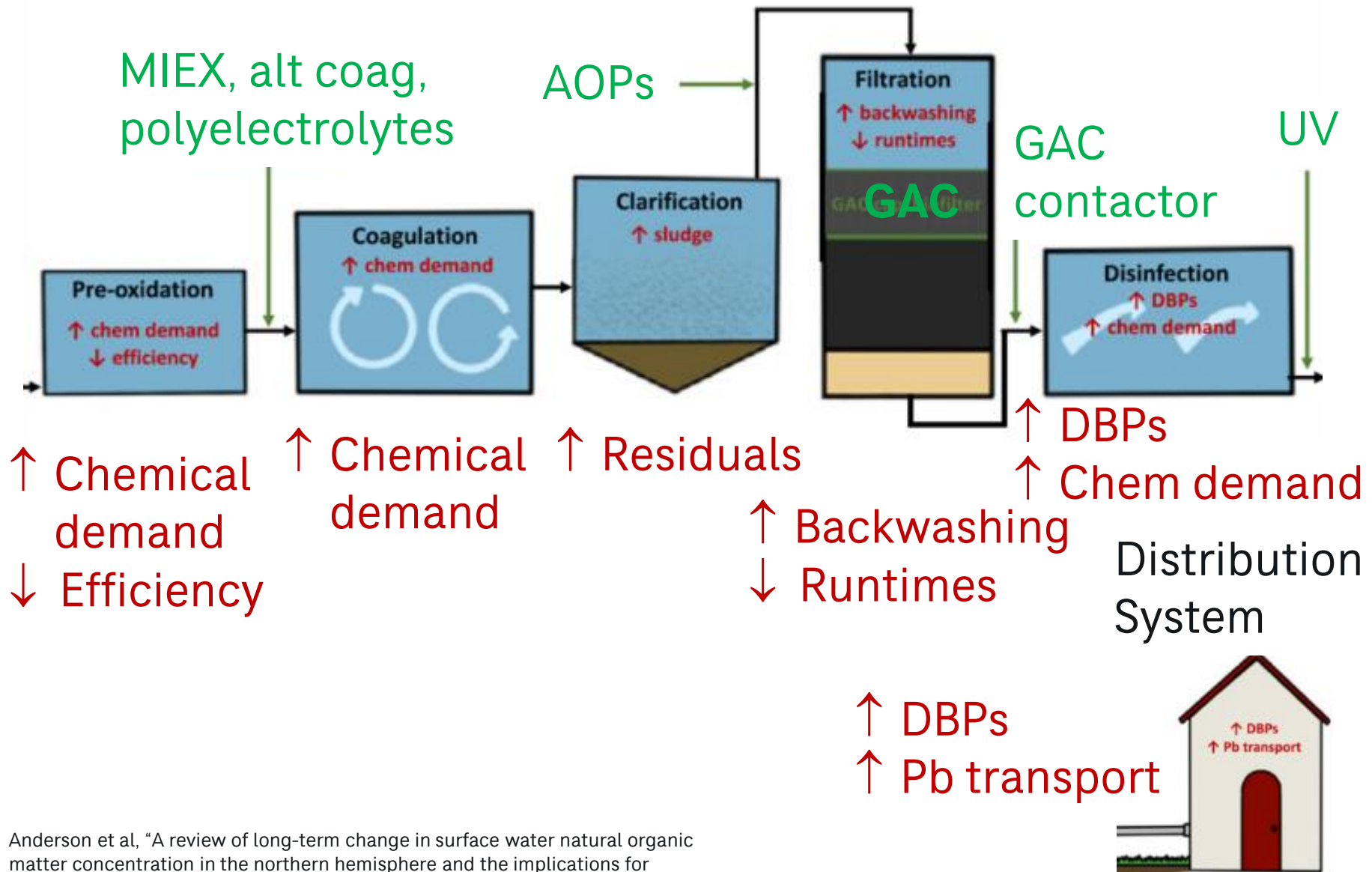
What Does This Mean for Water Treatment?



- Drought and rewetting events
- Changing nature of organics
 - TOC vs. UV254
- Increasing organics (mobility)
- More reactive with chlorine
- Decreasing alkalinity
- Less ice cover
- Rain on snow
- **Why isn't my source water acting the way it used to?**

Fig. 11. Dry Weather Schematic. (*E*=mean elevation, *S*=mean slope, *TI*=topographic index, *A*=watershed area).

IMPACTS to conventional drinking water treatment & potential ADAPTATIONS



Anderson et al, "A review of long-term change in surface water natural organic matter concentration in the northern hemisphere and the implications for drinking water treatment" Science of the Total Environment, October 2022



Revisions to the MDBP Rules



Microbial and Disinfection Byproducts Rules

Surface Water
Treatment Rules

Disinfection
Byproduct Rules

Turbidity (IFE and CFE)

Treatment Technique
for TOC Removal

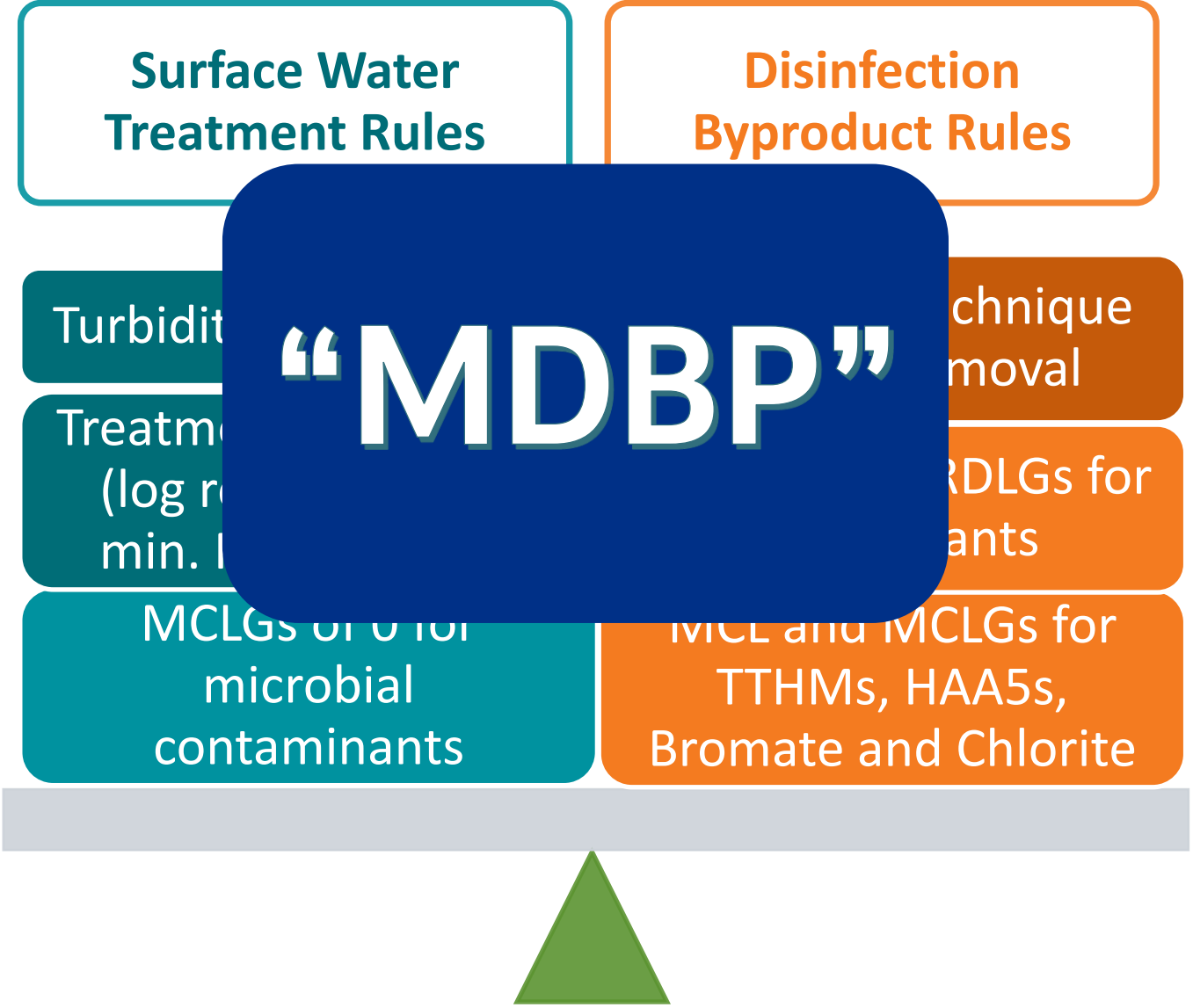
Treatment Techniques
(log reduction and
min. POE residual)

MRDL and MRDLGs for
Disinfectants

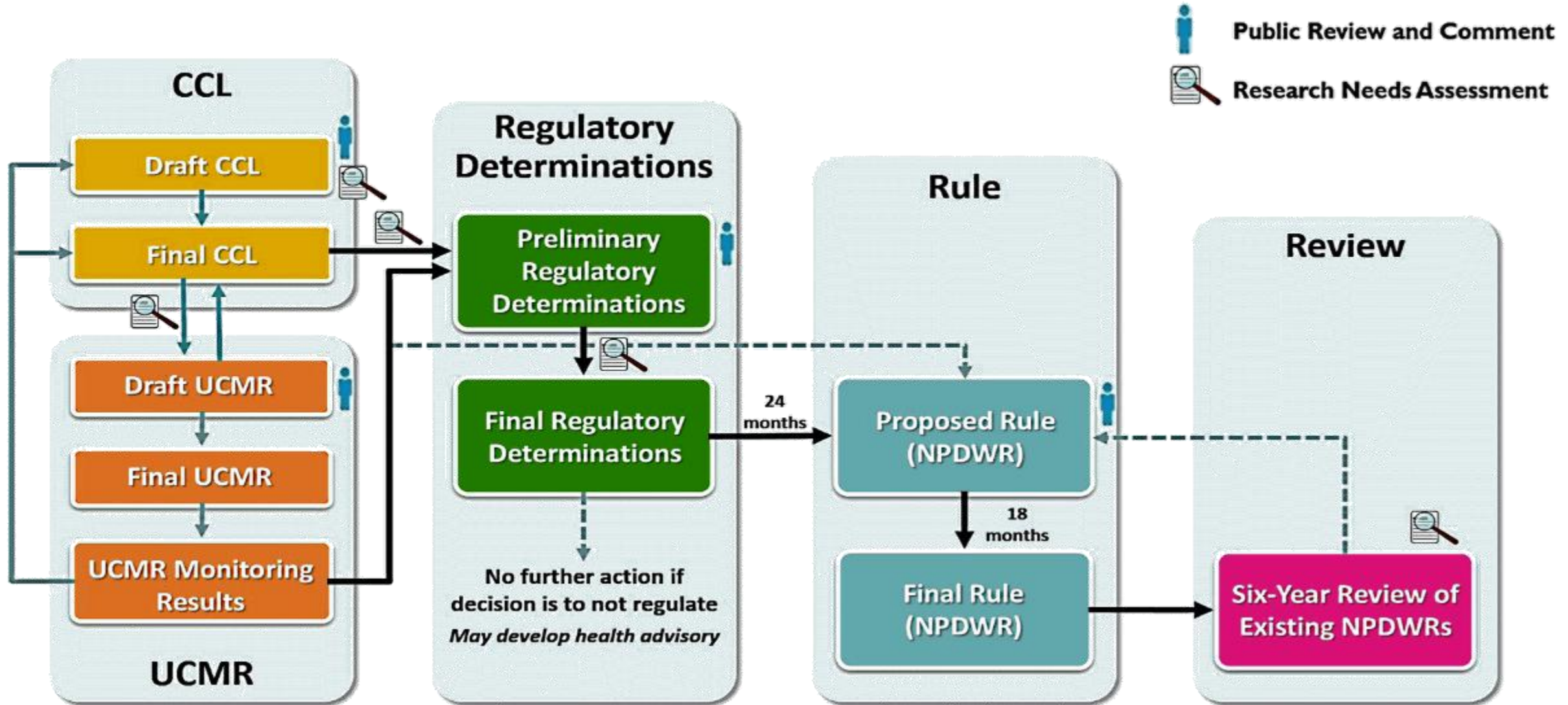
MCLGs of 0 for
microbial
contaminants

MCL and MCLGs for
TTHMs, HAA5s,
Bromate and Chlorite

Microbial and Disinfection Byproducts Rules



SDWA Regulation Development Model – 1996 Amendments



SDWA Regulation Development Model

■ Six Year Review

- Maintain or provide for greater protection of public health
- Identify, prioritize and target candidates result in meaningful opportunity for health risk reduction or cost savings
- Primary DWR only
- National Drinking Water Advisory Council (NDWAC) – work together
- Health or technological basis to review

**SYR1
(2003)**

**SYR2
(2010)**

**SYR3
(2016)**

**SYR4
(2024)**

Six Year Review Candidates for Revision

■ Six Year Review 1

- Total Coliform Rule ➤ Revised Total Coliform Rule
 - Removed the Total Coliform MCL – focus on E. Coli
 - “Find and Fix” approach

■ Six Year Review 2

- Arcylamide, Epichlorohydrin, Tetrachloroethylene (PCE), Trichloroethylene (TCE)

■ Six Year Review 3

- Chlorite, *Cryptosporidium*, *Giardia lamblia*, HAA5, Heterotrophic Bacteria, *Legionella*, TTHM, Viruses

■ Six Year Review 4 (none)

SYR1
(2003)

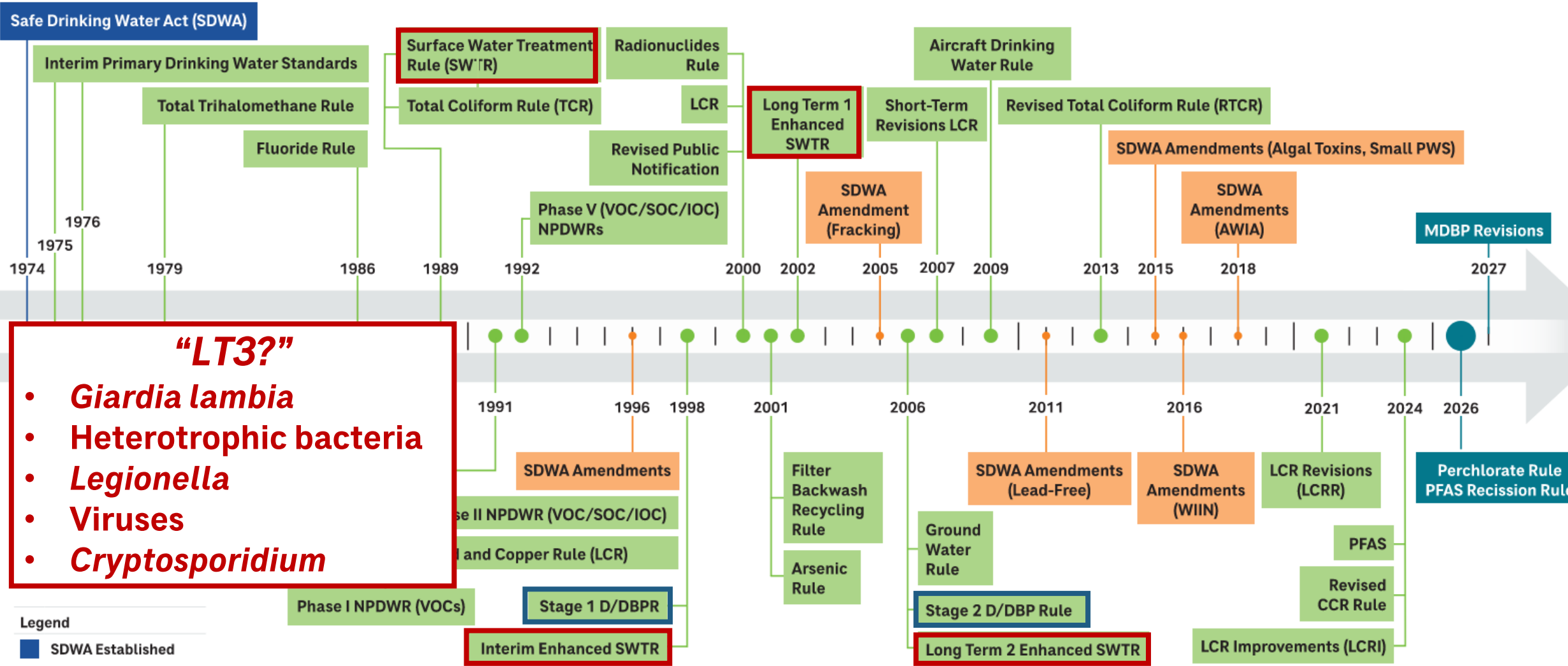
SYR2
(2010)

SYR3
(2016)

SYR4
(2024)

Timeline of Drinking Water Regulations

“Stage 3”
Chlorite, HAA5, TTHMs



Safe Drinking Water Act (SDWA)

Interim Primary Drinking Water Standards

Total Trihalomethane Rule

Fluoride Rule

Surface Water Treatment Rule (SWTR)

Total Coliform Rule (TCR)

Radionuclides Rule

LCR

Revised Public Notification

Phase V (VOC/SOC/IOC) NPDWRs

Long Term 1 Enhanced SWTR

SDWA Amendment (Fracking)

Short-Term Revisions LCR

Aircraft Drinking Water Rule

Revised Total Coliform Rule (RTCRR)

SDWA Amendments (Algal Toxins, Small PWS)

SDWA Amendments (AWIA)

MDBP Revisions

1974 1975 1976 1979 1986 1989 1992 2000 2002 2005 2007 2009 2013 2015 2018 2027

“LT3?”

- Giardia lamblia*
- Heterotrophic bacteria
- Legionella*
- Viruses
- Cryptosporidium*

1991 1996 1998 2001 2006 2011 2016 2021 2024 2026

SDWA Amendments

Phase II NPDWR (VOC/SOC/IOC)

Lead and Copper Rule (LCR)

Phase I NPDWR (VOCs)

Stage 1 D/DBPR

Interim Enhanced SWTR

Filter Backwash Recycling Rule

Arsenic Rule

Ground Water Rule

Stage 2 D/DBP Rule

Long Term 2 Enhanced SWTR

SDWA Amendments (Lead-Free)

SDWA Amendments (WIIN)

LCR Revisions (LCRR)

PFAS

Revised CCR Rule

LCR Improvements (LCRI)

Perchlorate Rule
PFAS Recission Rule



What Could the Revisions Look Like?



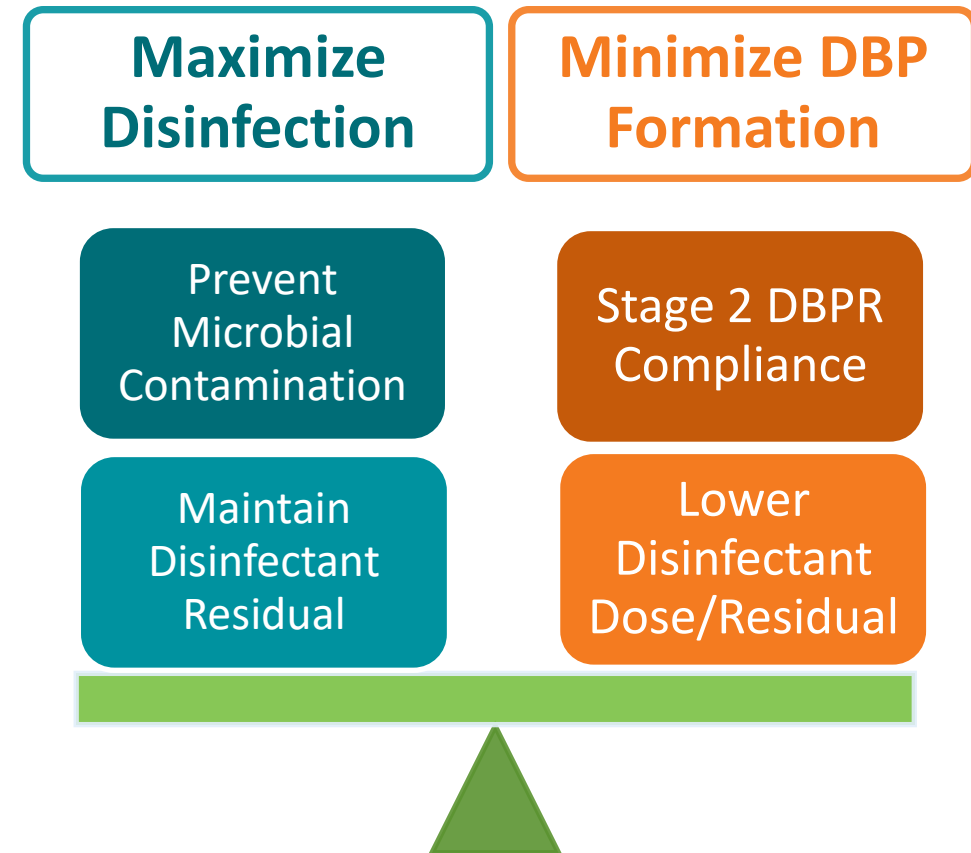
What could the revisions look like?

- National Drinking Water Advisory Council (NDWAC) MDBP Working Group – 13 Recommendations
- **Microbiological Control**
 - Chlorine residual
 - Chloramination (National guidance)
 - Premise plumbing (Legionella)
 - Finished water storage tank management (inspection and cleaning requirement)
- **DBPs**
 - DBPs of emerging concern
 - Precursor control (source water)




Chlorine Residual – NDWAC WG Recommendations

- Minimum chlorine residual (no more “detectable”)
 - Up to 0.5 mg/L for chlorine, 0.7 mg/L for total chlorine
 - How to measure also important
- Revision of monitoring sites – capture low/no residual locations
 - Rule specific criteria
 - Overlay with RTCR, DBP and other existing sites, or
 - Establish an Integrated Monitoring Plan
- Revise compliance basis – no areas with repeated low or no disinfectant residual



DBPs of Emerging Concern – NDWAC WG Recommendations

- Toxicity is driver
 - Iodinated > brominated > chlorinated and nitrogenous > carbonaceous
- Need more data!
 - How well is the existing rule protecting from unregulated DBPs?
- UCMR4 HAA9 – Not likely meaningful health impact
- Nitrosamines
- Lowered limits for TTHMs and HAA5s?



Predictions

- Minimum numerical chlorine residual at 0.2 mg/L
- Storage tank rule
- Chloramine guidance
- GWUDI

AWWA, AMWA, ASDWA Recommendations

- Chlorine residual
- Review DBP monitoring sites
- Storage facilities

Summer 2025 2027



**ASSOCIATION OF
METROPOLITAN
WATER AGENCIES**



“Perfect Storm” MDBP Revisions and Source Water Change

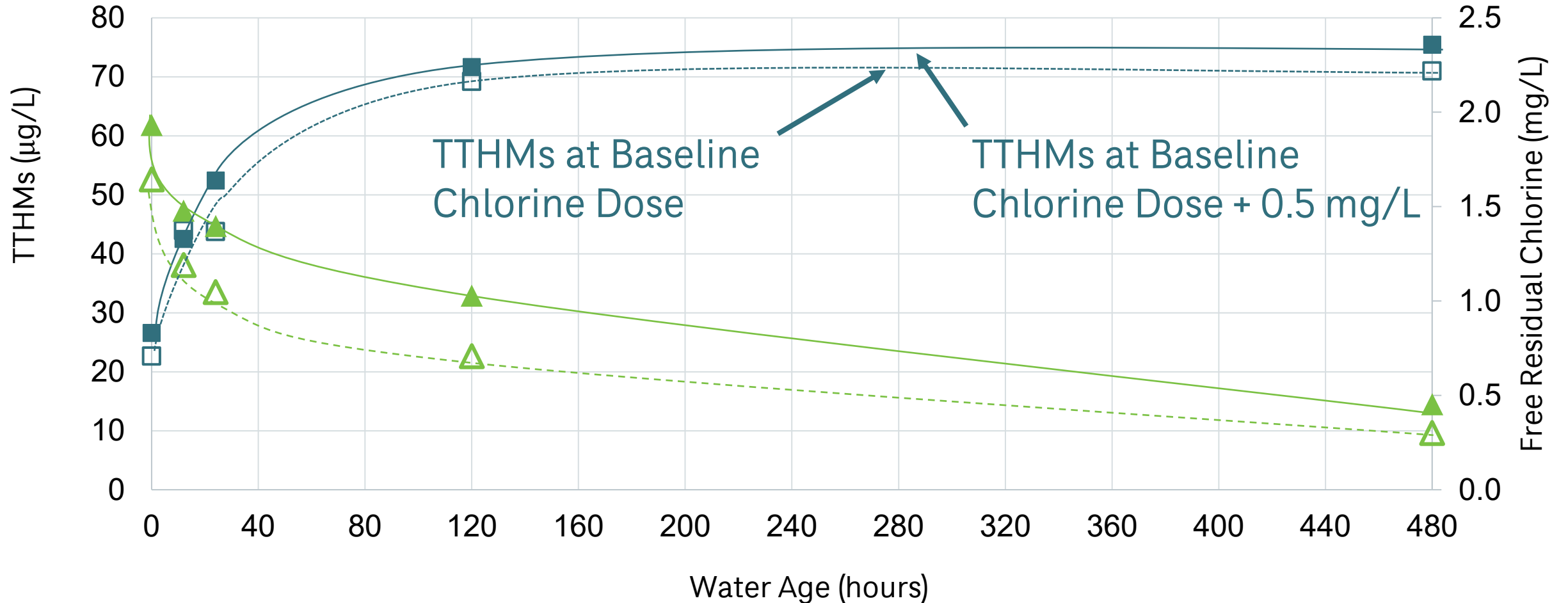
- Revised MDBP rule
 - Minimum chlorine residual
- Already struggle?
 - Organics reduction
 - DBPs
- So what’s a little more chlorine?



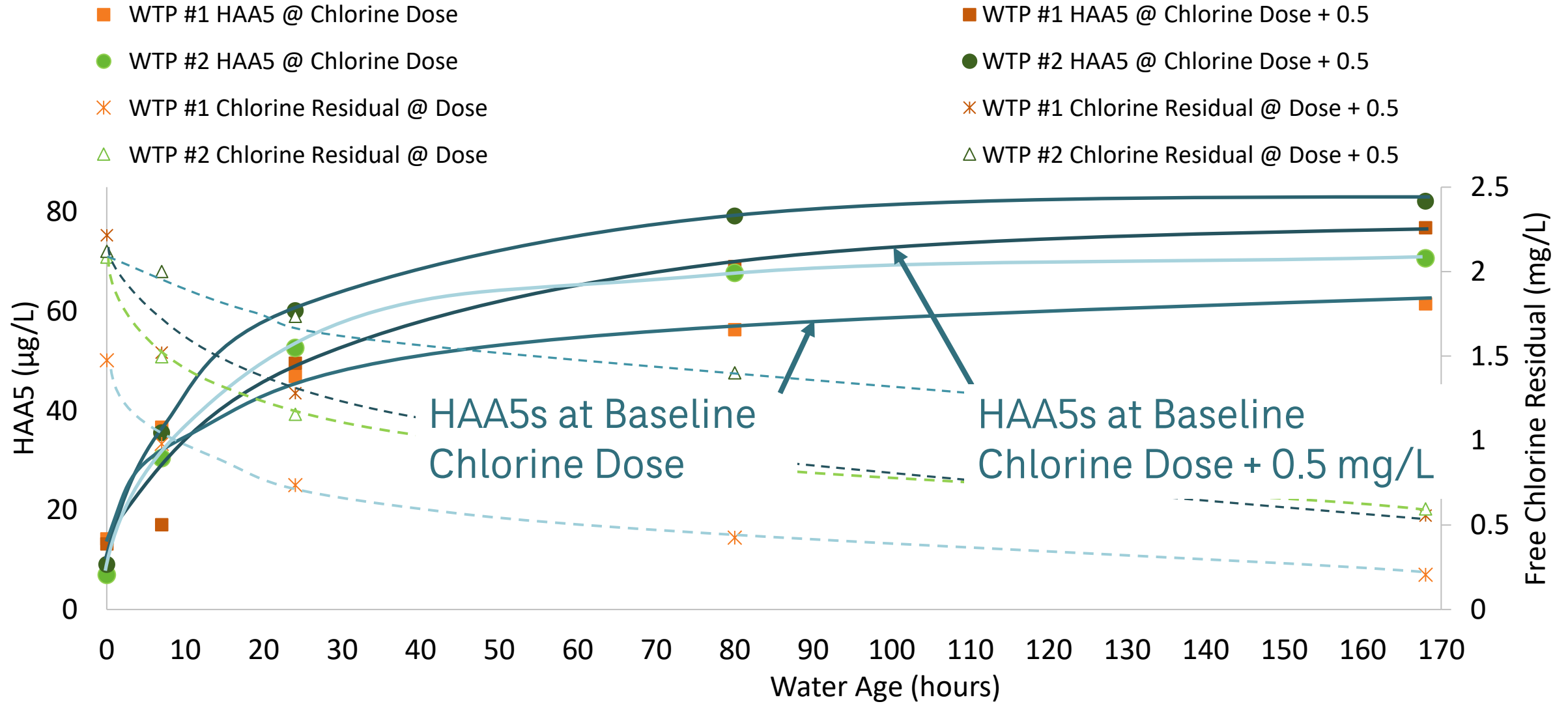
This Photo by Unknown Author is licensed under CC BY-SA

“Perfect Storm” MDBP Revisions and Source Water Change

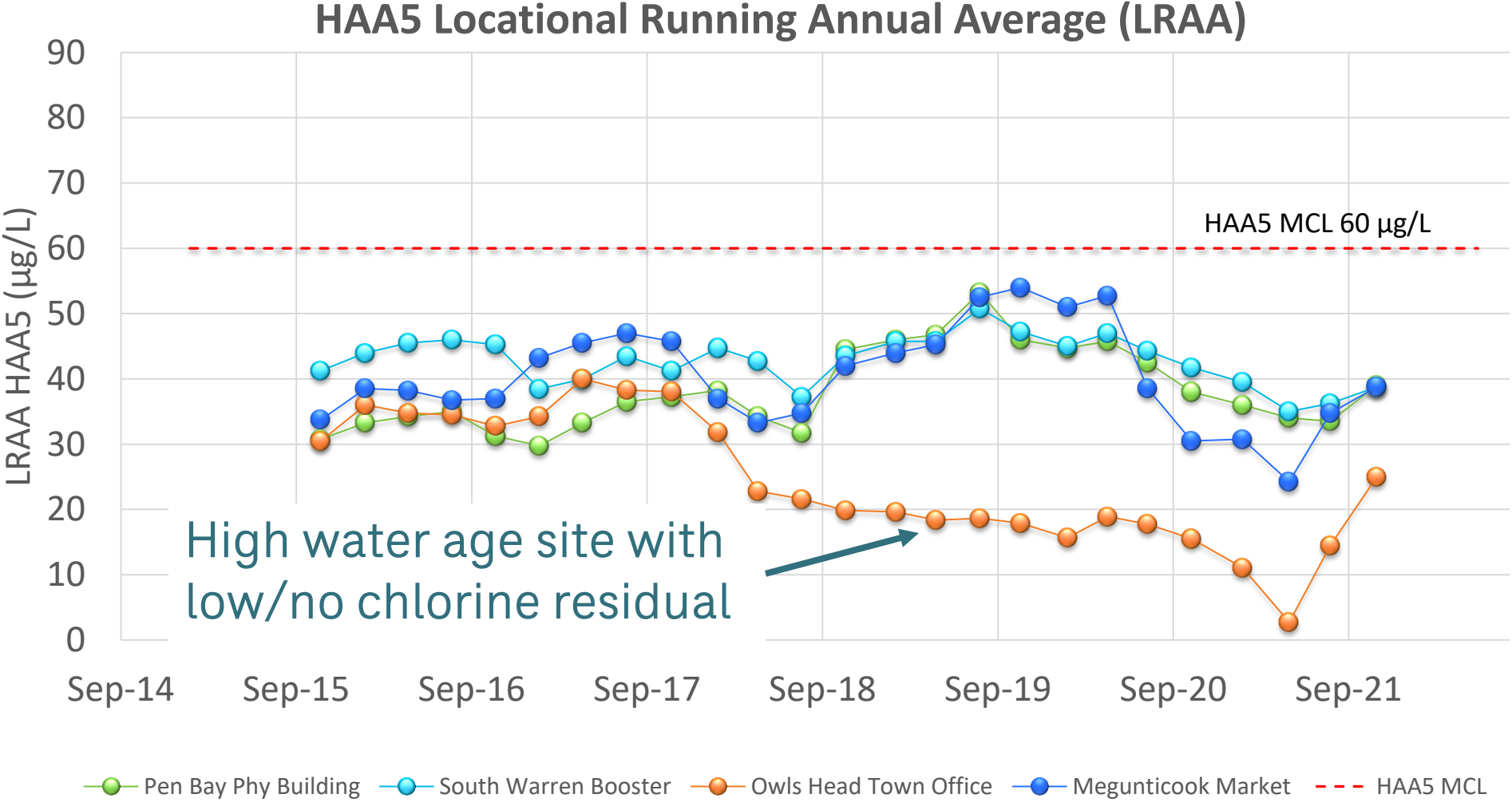
□ TTHMs at Chlorine Dose A ■ TTHMs Chlorine Dose + 0.5 mg/L ▲ Free Residual Chlorine at Chlorine Dose A ▲ Free Residual Chlorine at Chlorine Dose A + 0.5 mg/L



“Perfect Storm” MDBP Revisions and Source Water Change



“Perfect Storm” MDBP Revisions and Source Water Change

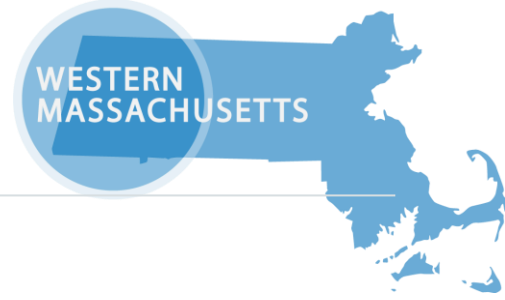




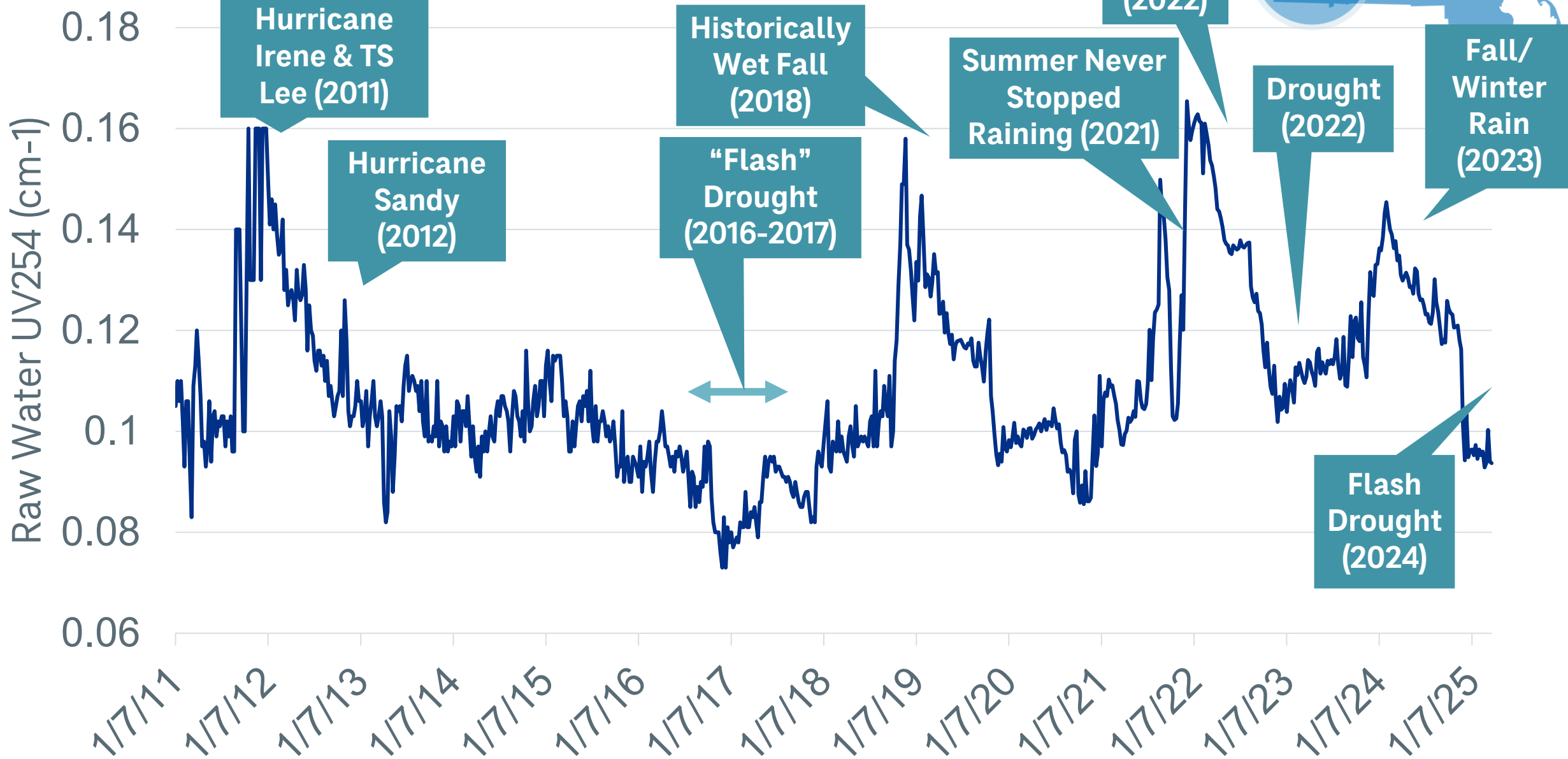
Case Studies



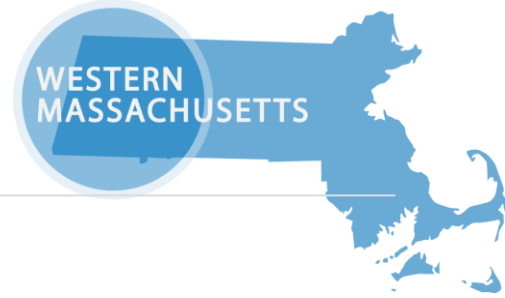
Case Study - Western Massachusetts



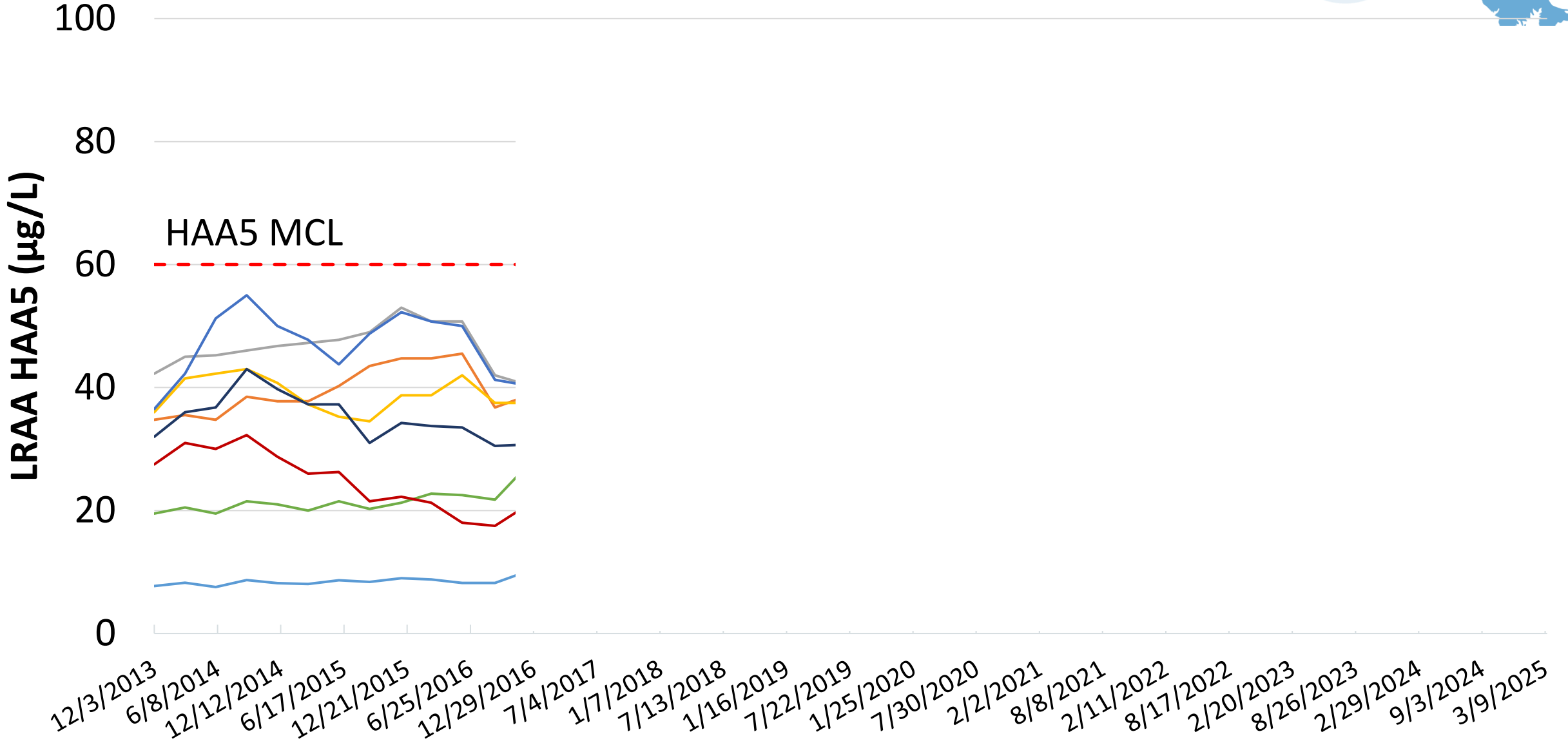
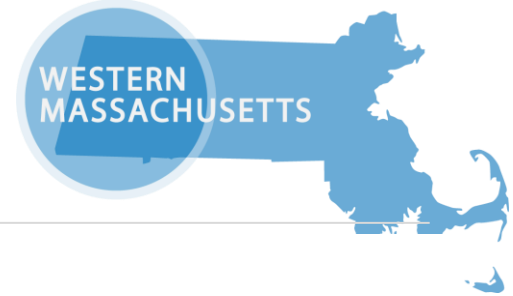
Case Study - Western Massachusetts



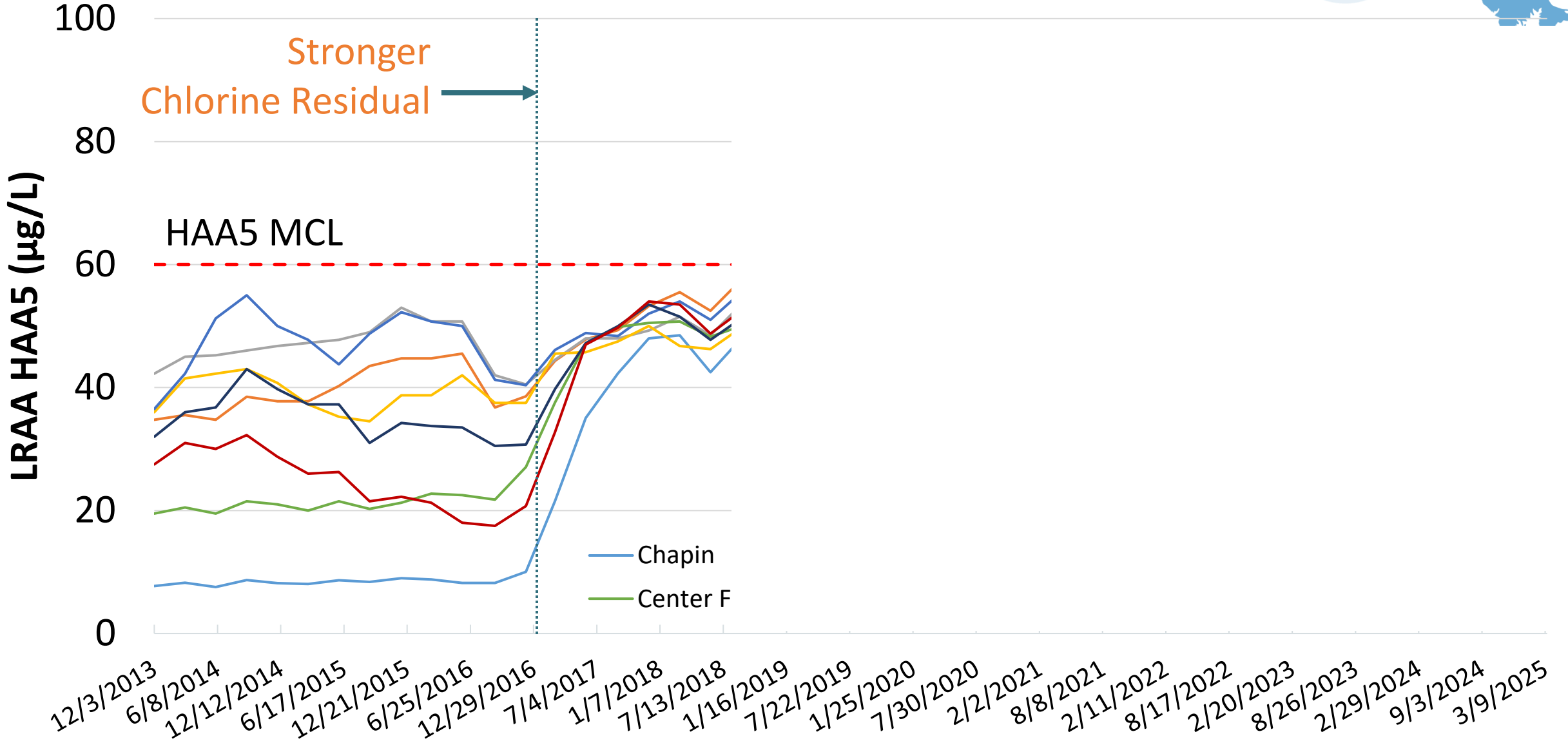
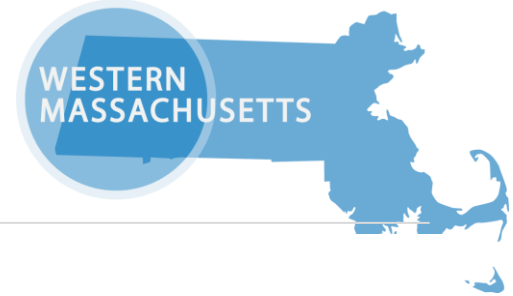
Case Study - Western Massachusetts



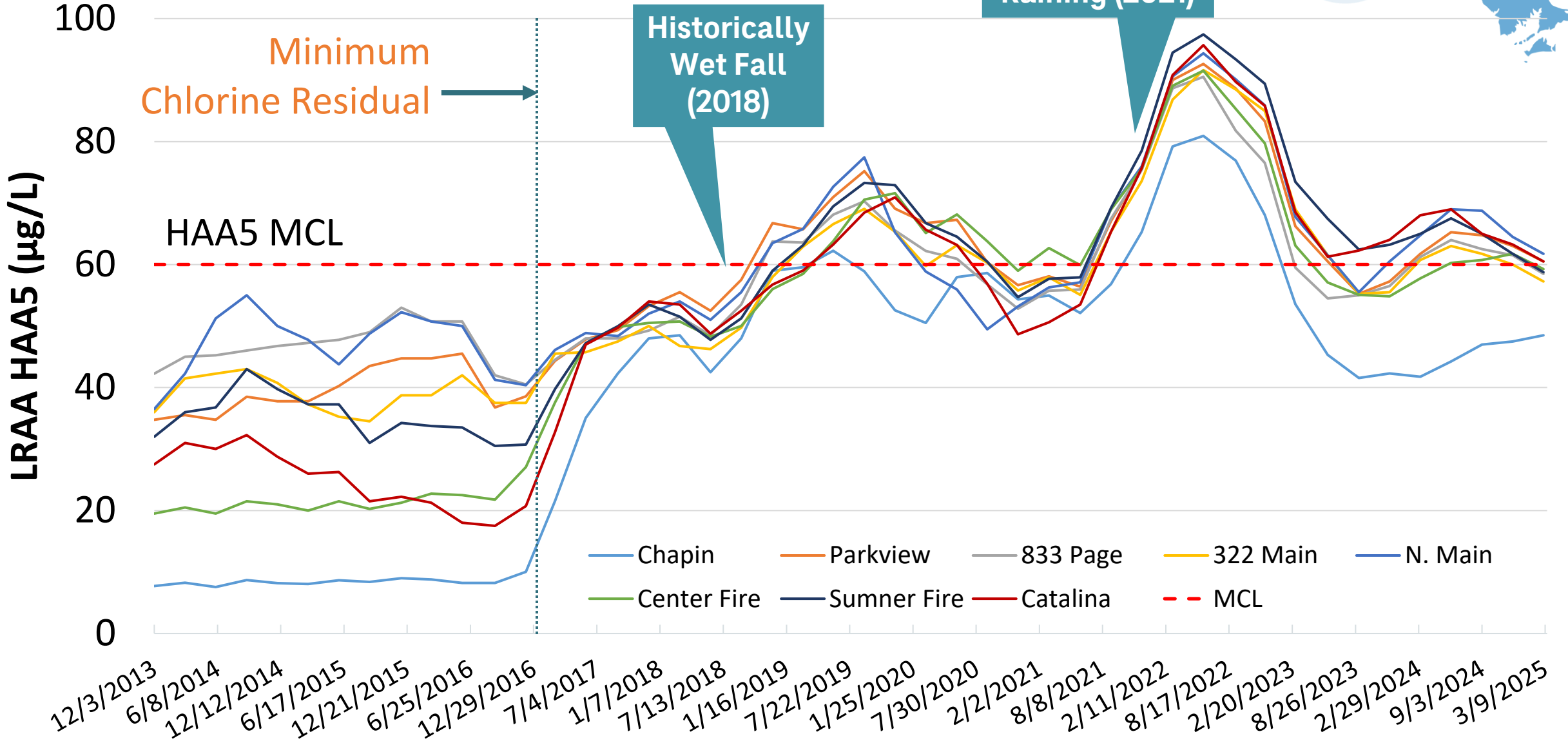
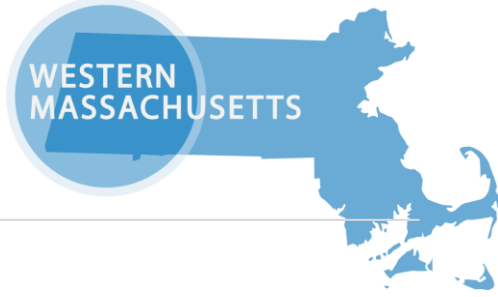
Case Study - Western Massachusetts



Case Study - Western Massachusetts



Case Study - Western Massachusetts

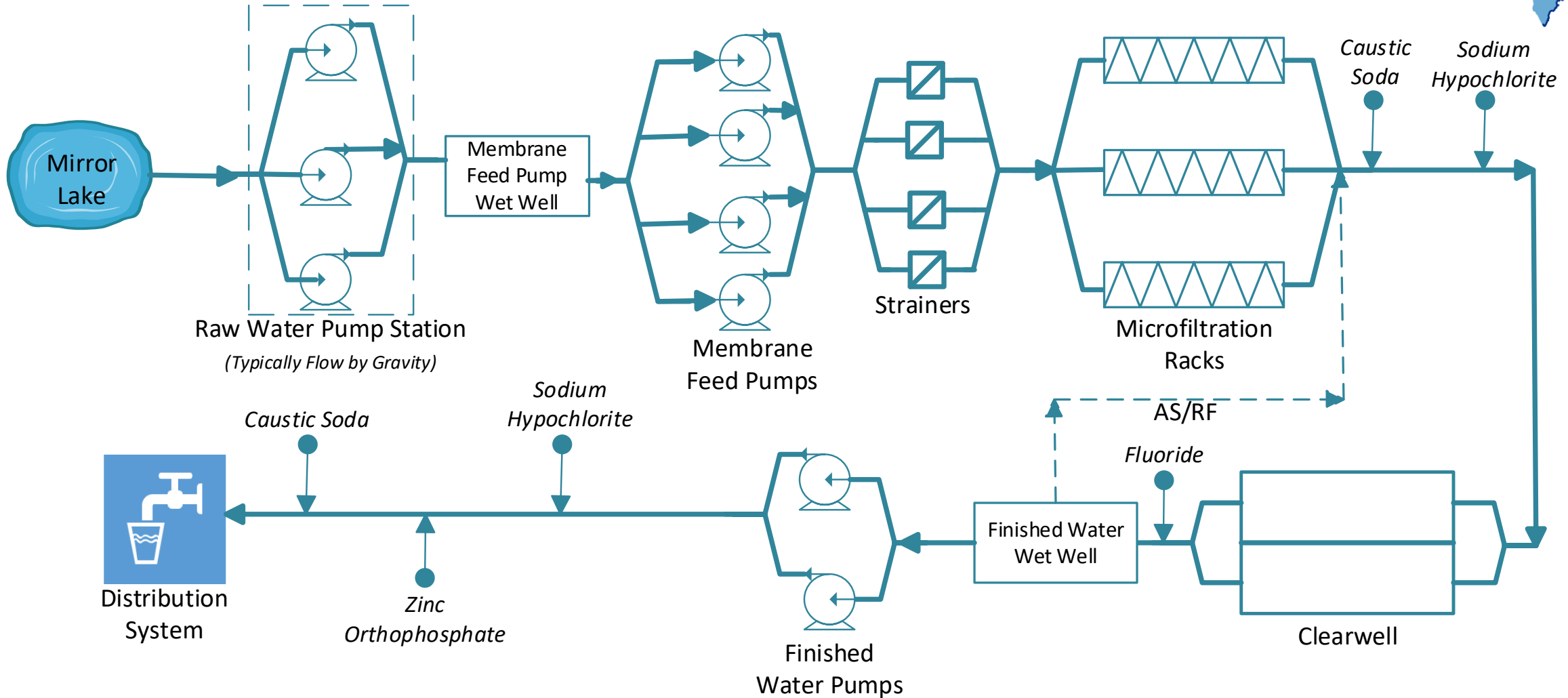


Case Study – Western Massachusetts

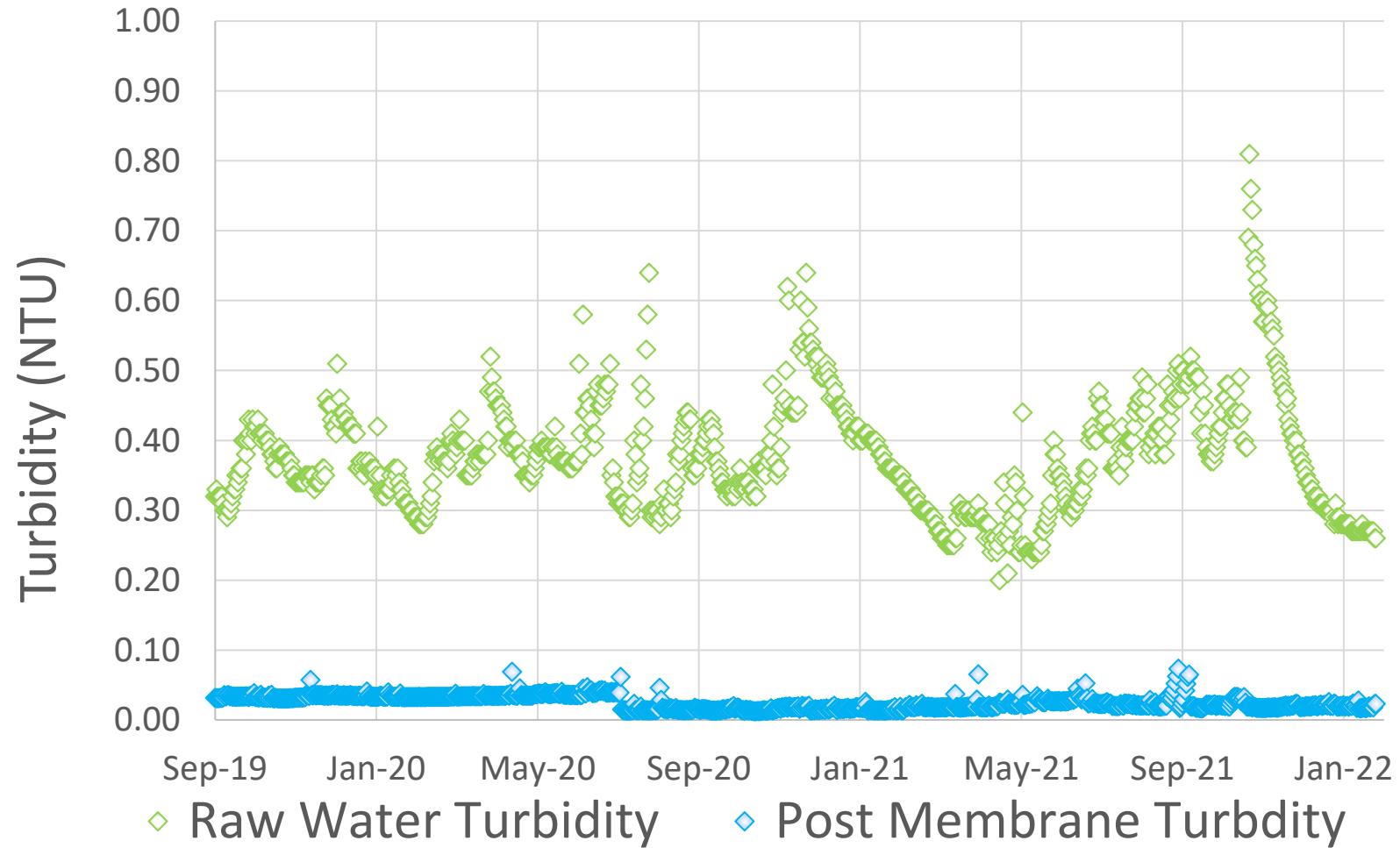


- Multi-pronged approach at optimization
 - Distribution system flushing
 - Reduction in finished water storage
 - Tank mixing
 - Primary use of rapid sand filters vs. slow sand filters
 - Coagulant optimization
 - Source water quality monitoring
- Long-term capital improvement of adding clarification before filtration

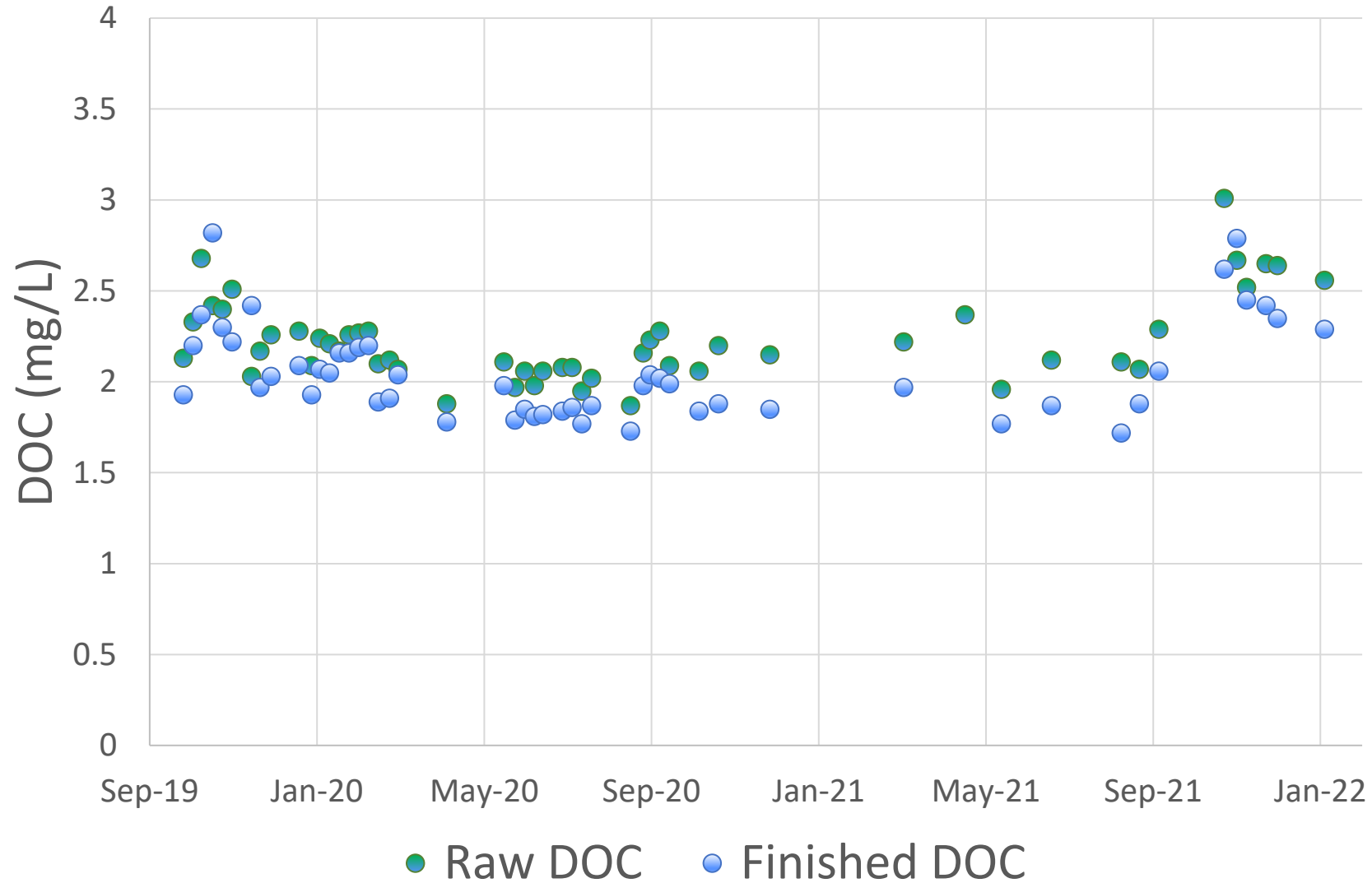
Case Study - Coastal Maine



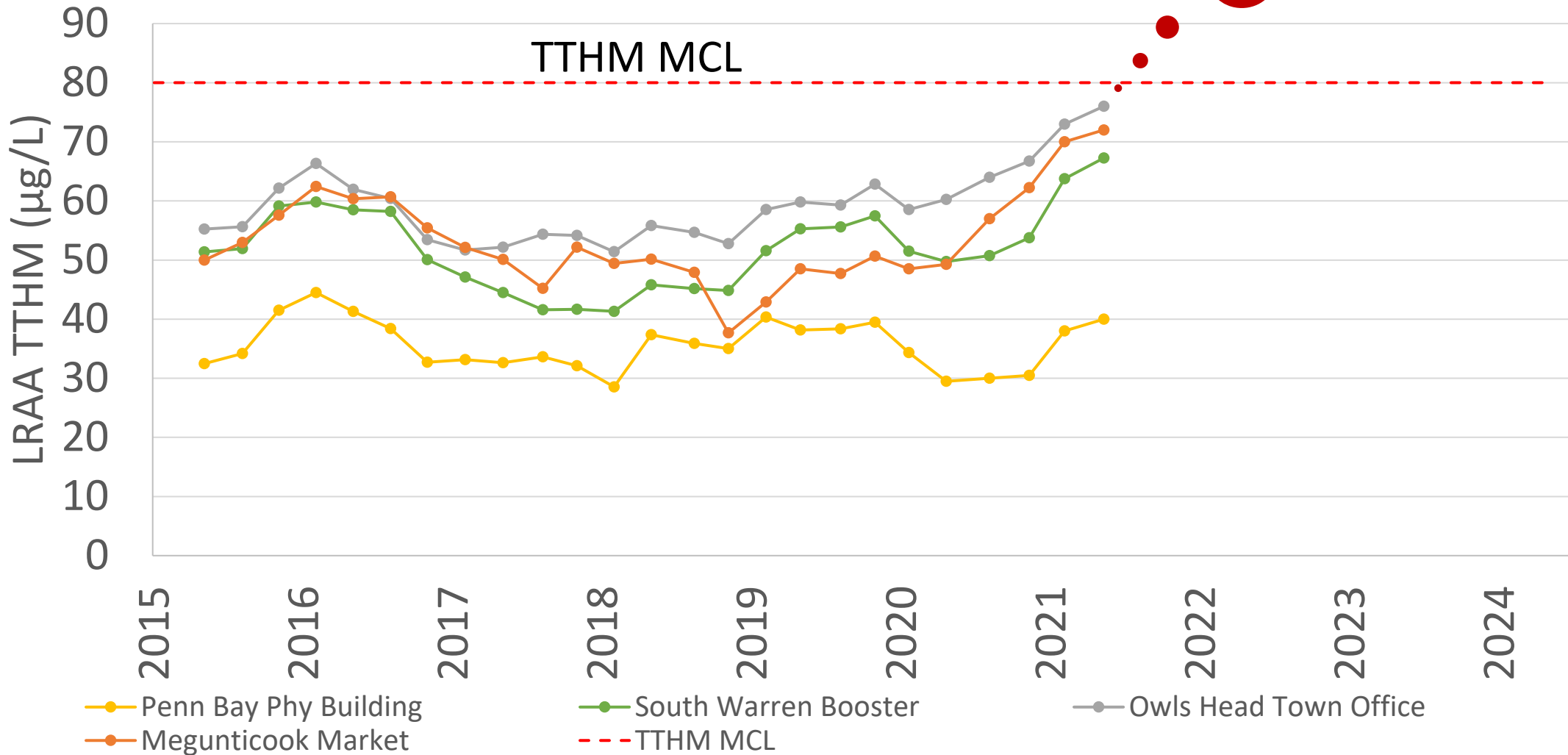
Case Study – Coastal Maine



Case Study – Coastal Maine



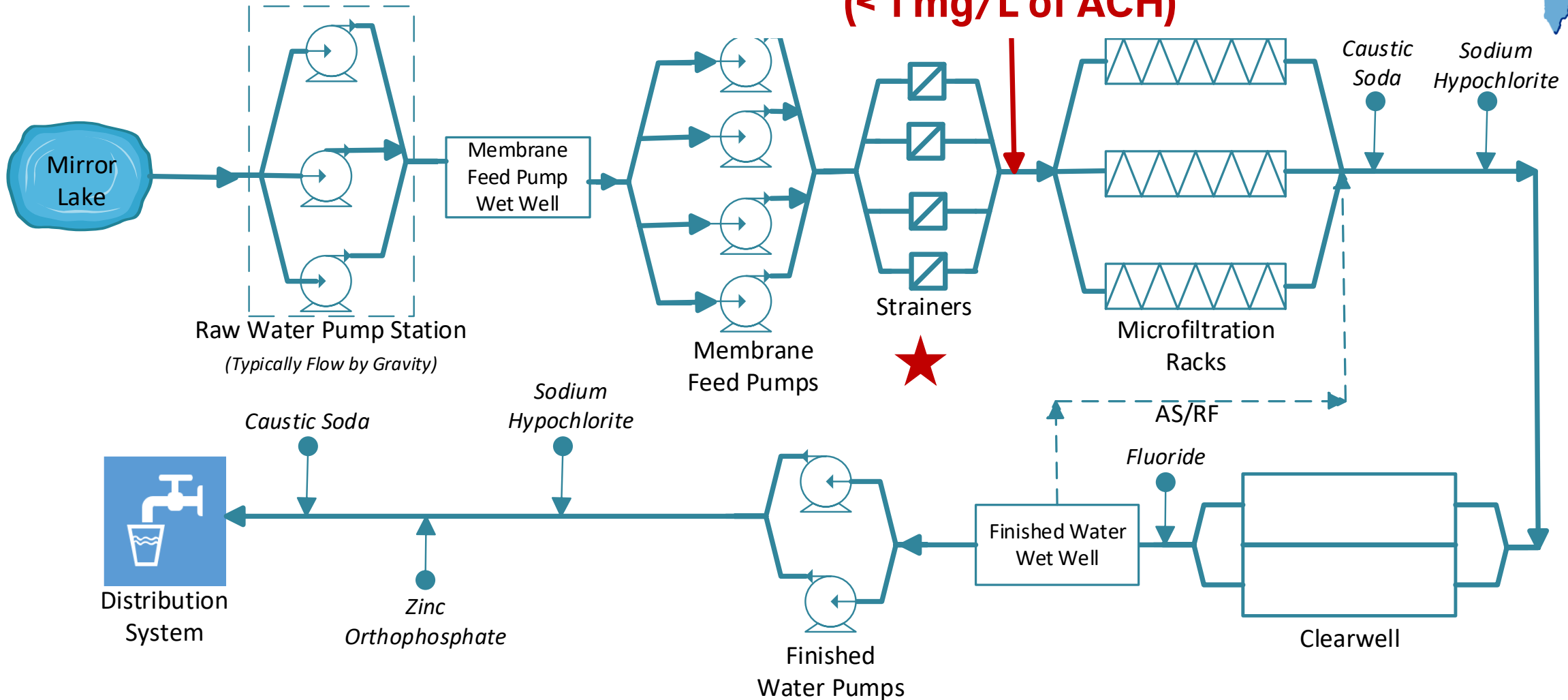
Case Study - Coastal Maine



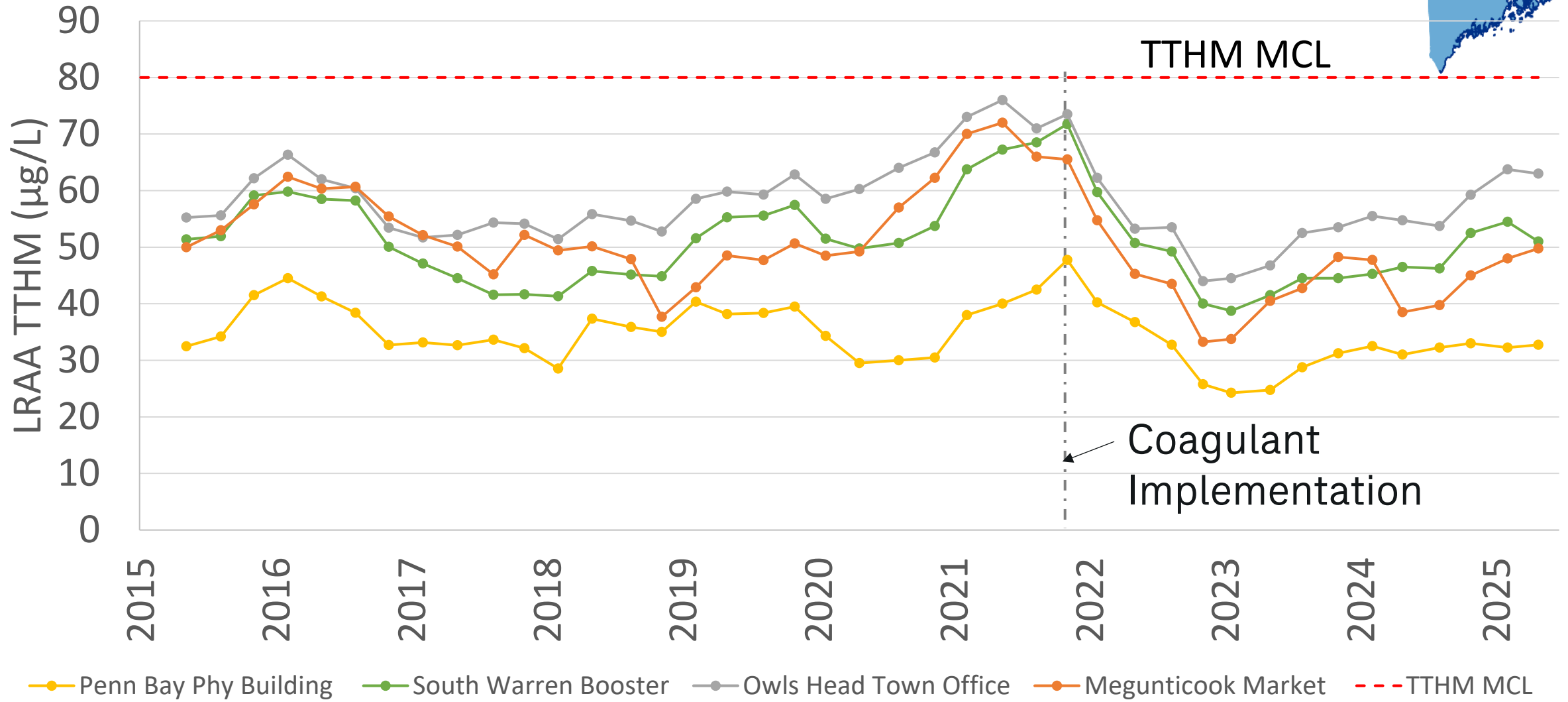
Case Study - Coastal Maine



Just a "dab" of coagulant
before the membranes
($< 1 \text{ mg/L}$ of ACH)

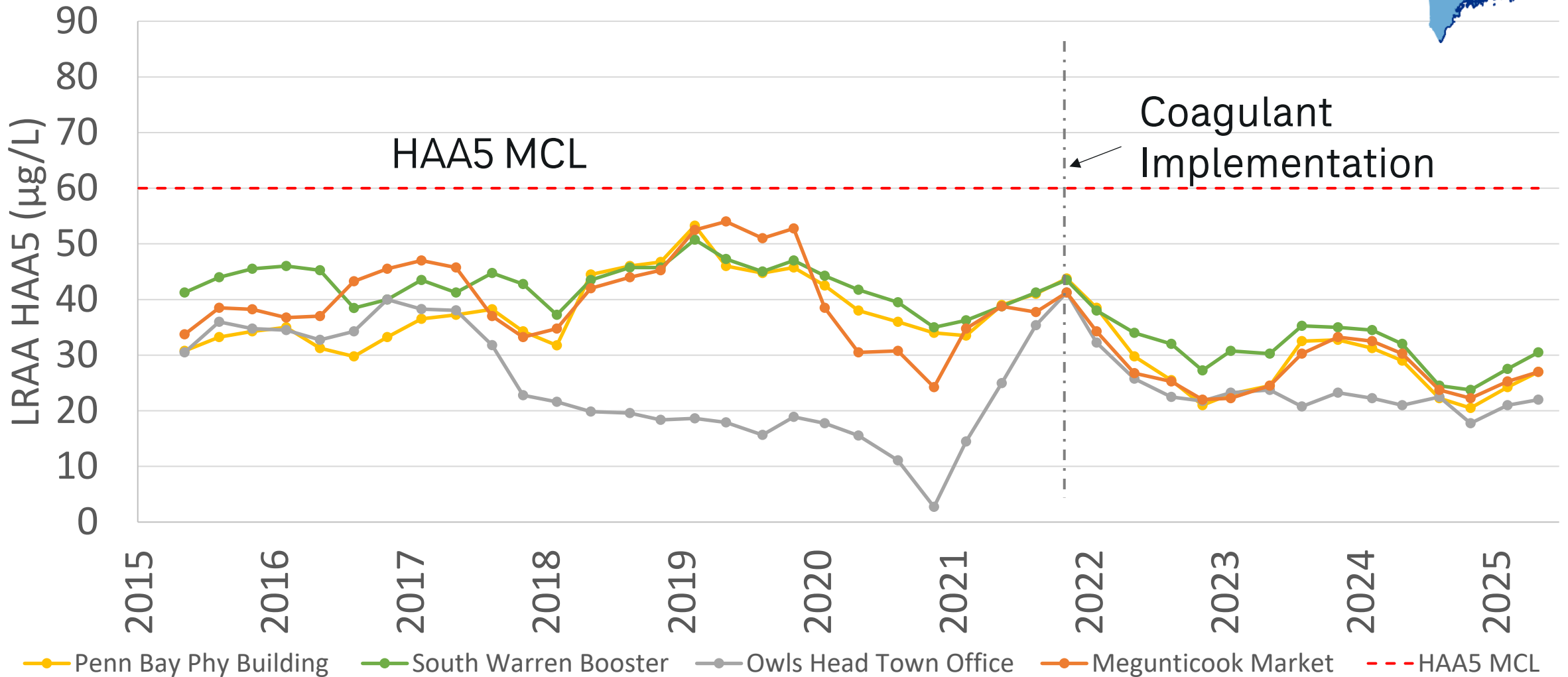


Case Study - Coastal Maine

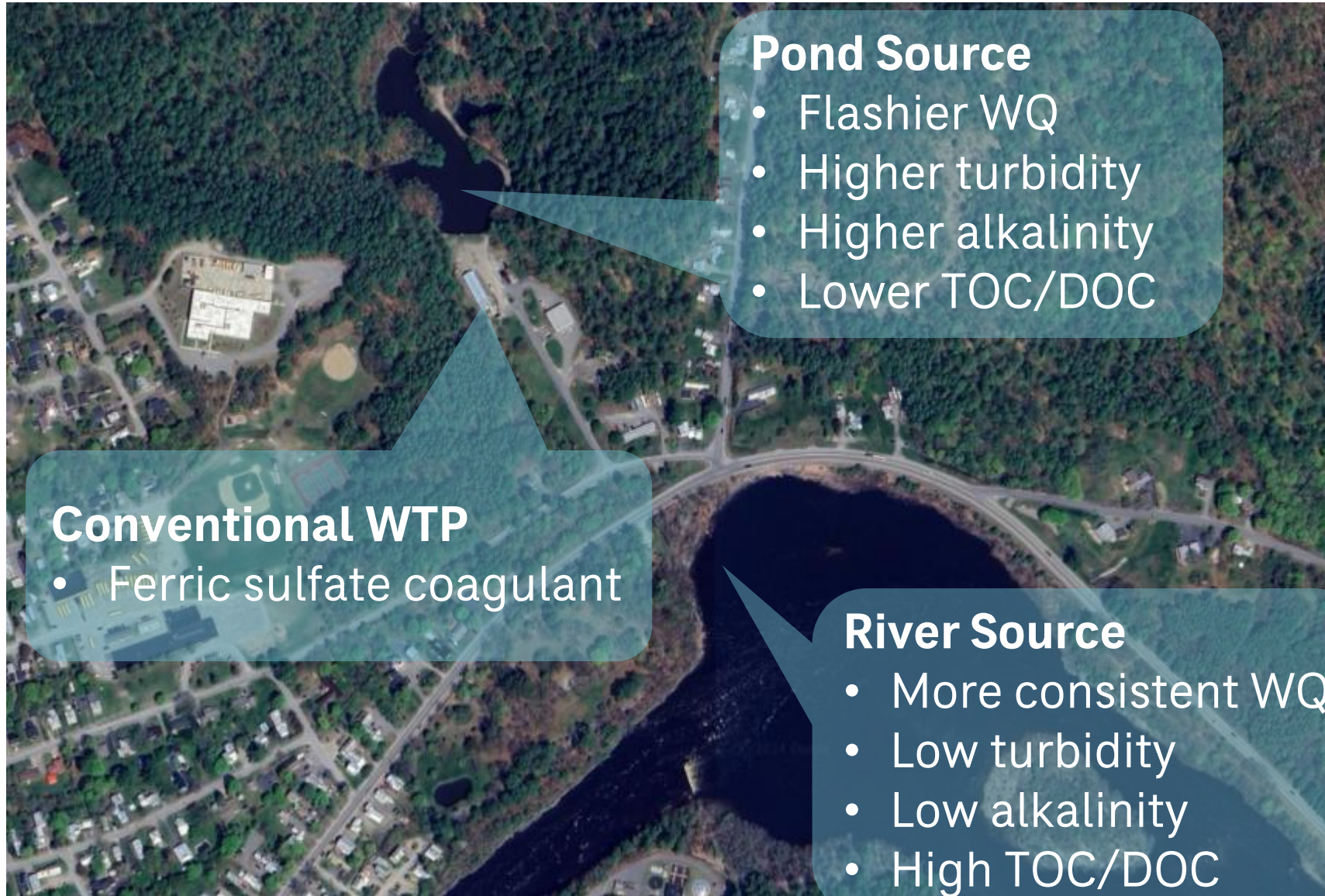


Case Study - Coastal Maine

Been able to maintain a stronger chlorine residual - biodegradation is gone but that is okay!



Case Study – Central Maine



Pond Source

- Flashier WQ
- Higher turbidity
- Higher alkalinity
- Lower TOC/DOC

Conventional WTP

- Ferric sulfate coagulant

River Source

- More consistent WQ
- Low turbidity
- Low alkalinity
- High TOC/DOC

Case Study - Central Maine



- Historically used ponds, topped off by the river intake
- Improvements - direct feed by river for more consistent/higher water quality (or is it?)
- Starting in October 2022
 - Intense rainfall events
 - Spike in pond turbidity
 - Switched to river
 - ... but couldn't treat either
- What is going on?



Case Study – Central Maine



- Dam releases – material in impoundment
- Intense rains dilute alkalinity
- Higher organics & turbidity, lower alkalinity
 - Ferric coagulant with no raw water alkalinity adjustment

Case Study – Central Maine

- Ferric alone wasn't up to the task anymore
- Coagulation basics – maintain pH and alkalinity for optimized treatment
- Raw water soda ash addition saved the day!



Case Study – Central Maine

- Beyond treatment – impacts to infrastructure
- “Never lost power” ...until it did



Can Warmer Water Be Helpful?

Table B-1. CT Values* for 3-Log Inactivation of *Giardia* Cysts by Free Chlorine

Chlorine Concentration (mg/L)	Temperature ≤ 0.5°C							Temperature = 5°C								
	pH							pH								
	≤6.0	6.5	7.0	7.5	8.0	8.5	9.0	≤6.0	6.5	7.0	7.5	8.0	8.5	9.0	≤6.0	6
≤0.4	137	163	195	237	277	329	390	97	117	139	166	198	236	279	73	88
0.6	141	168	200	239	286	342	407	100	120	143	171	204	244	291	75	90
0.8	145	172	205	246	295	354	422	103	122	146	175	210	252	301	78	92
1.0	148	176	210	253	304	365	437	105	125	149	179	216	260	312	79	94
1.2	152	180	215	259	313	376	451	107	127	152	183	221	267	320	80	95
1.4	155	184	221	266	321	387	464	109	130	155	187	227	274	329	82	98
1.6	157	189	226	273	329	397	477	111	132	158	192	232	281	337	83	99
1.8	162	193	231	279	338	407	489	114	135	162	196	238	287	345	86	10
2.0	165	197	236	286	346	417	500	116	138	165	200	243	294	353	87	10
2.2	169	201	242	297	353	426	511	118	140	169	204	248	300	361	89	10
2.4	172	205	247	298	361	435	522	120	143	172	209	253	306	368	90	10
2.6	175	209	252	304	368	444	533	122	146	175	213	258	312	375	92	11
2.8	178	213	257	310	375	452	543	124	148	178	217	263	318	382	93	11
3.0	181	217	261	316	382	460	552	126	151	182	221	268	324	389	95	11

Take Home Messages



Connect with me!

■ Anne Malenfant, PE, PMP

- CDM Smith
- 617-452-6638
- MalenfantAE@cdmsmith.com

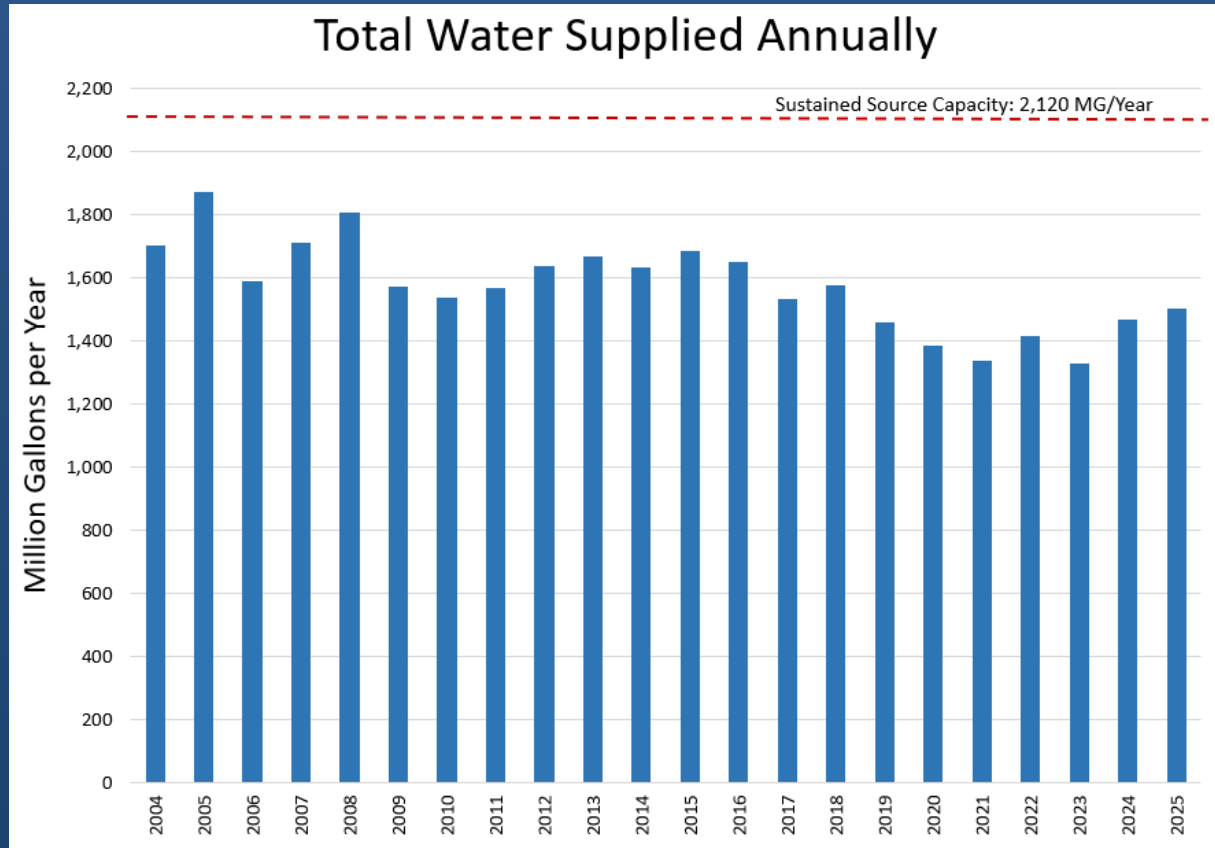


Find more insights through our water partnership
at cdmsmith.com/water and [@CDMSmith](https://twitter.com/CDMSmith)

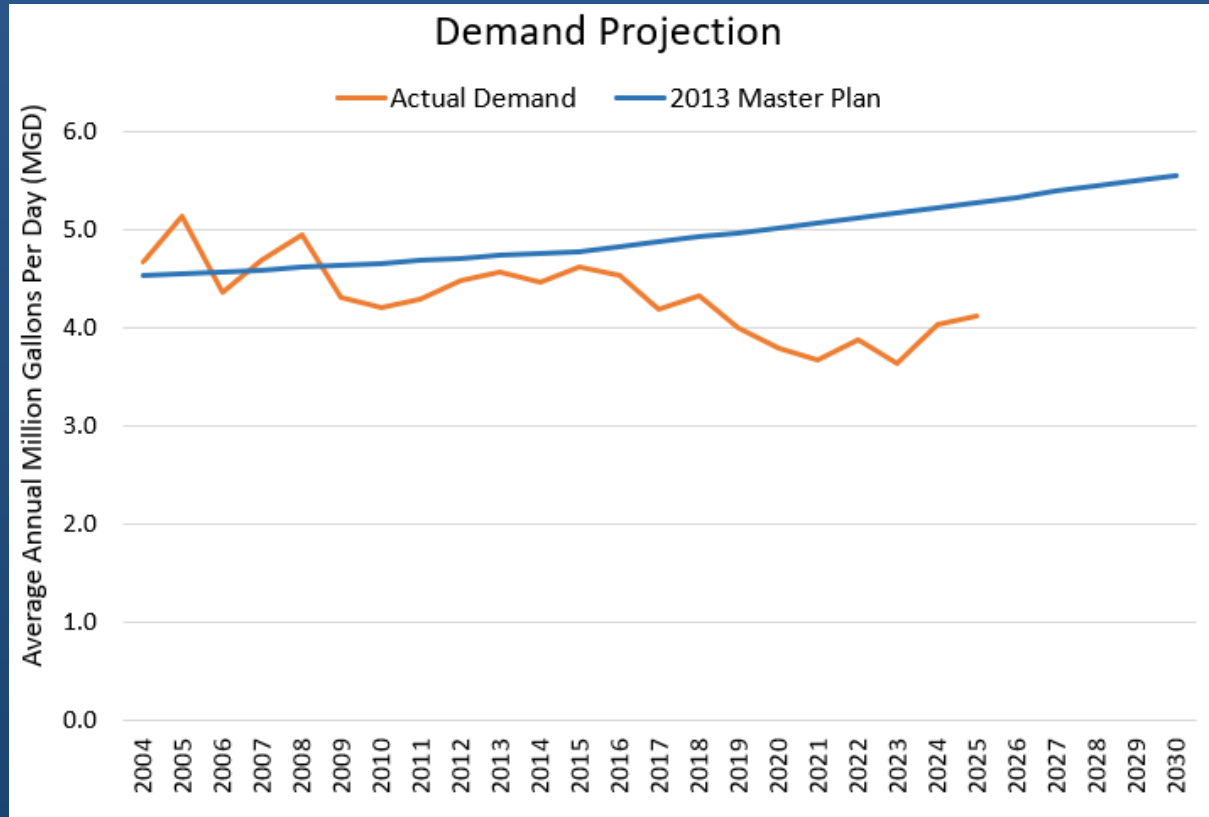
Water Master Planning

- 1) Population and Water Demand Projections
- 2) Water Supply Capacity and Conditions
- 3) Storage Tank Capacity and Conditions
- 4) Distribution System Assessment
- 5) Regulatory Evaluation
- 6) Financial (Metering and Billing)
- 7) Summary and Recommendations

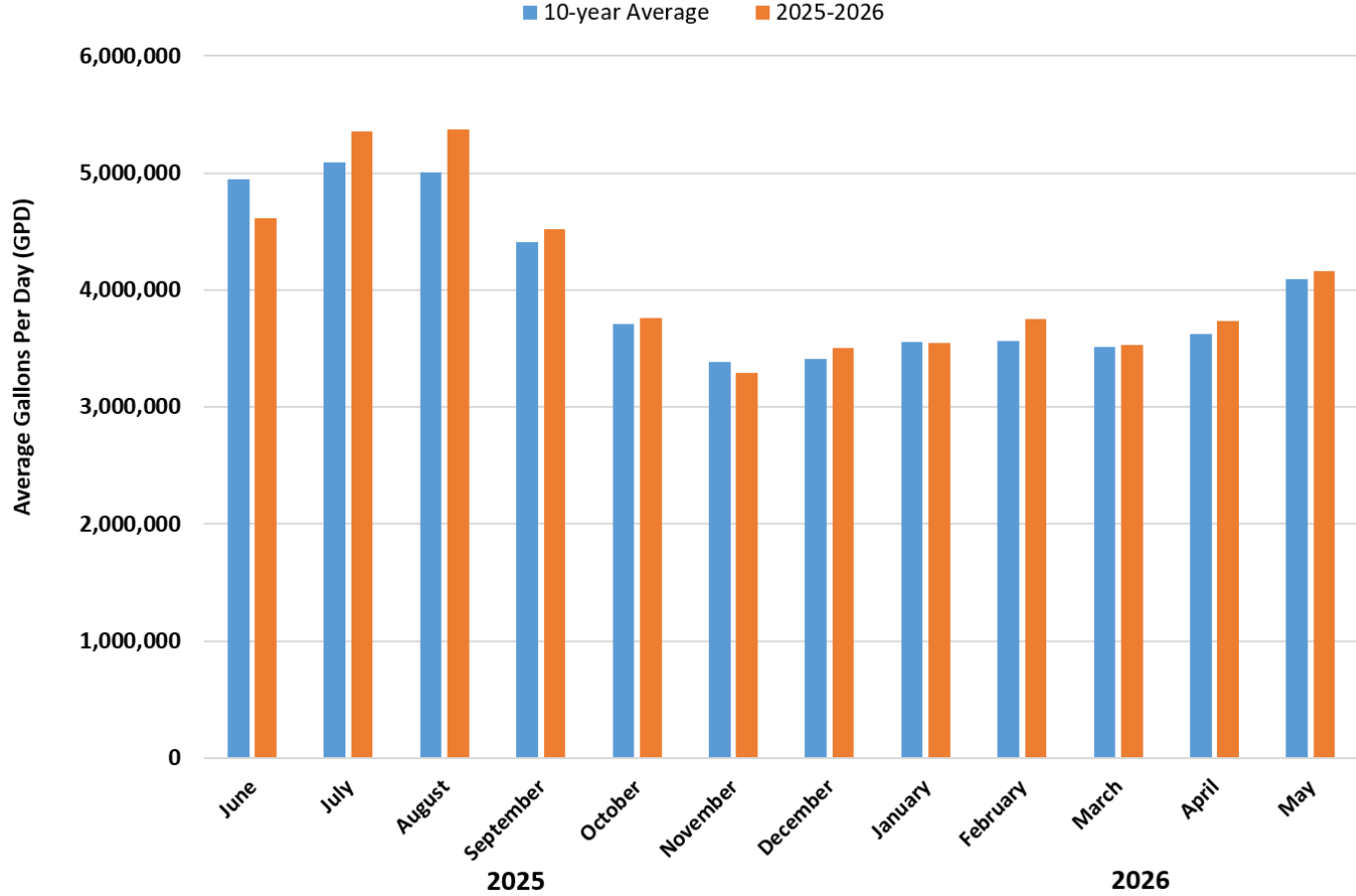
1) Population and Water Demand Projections



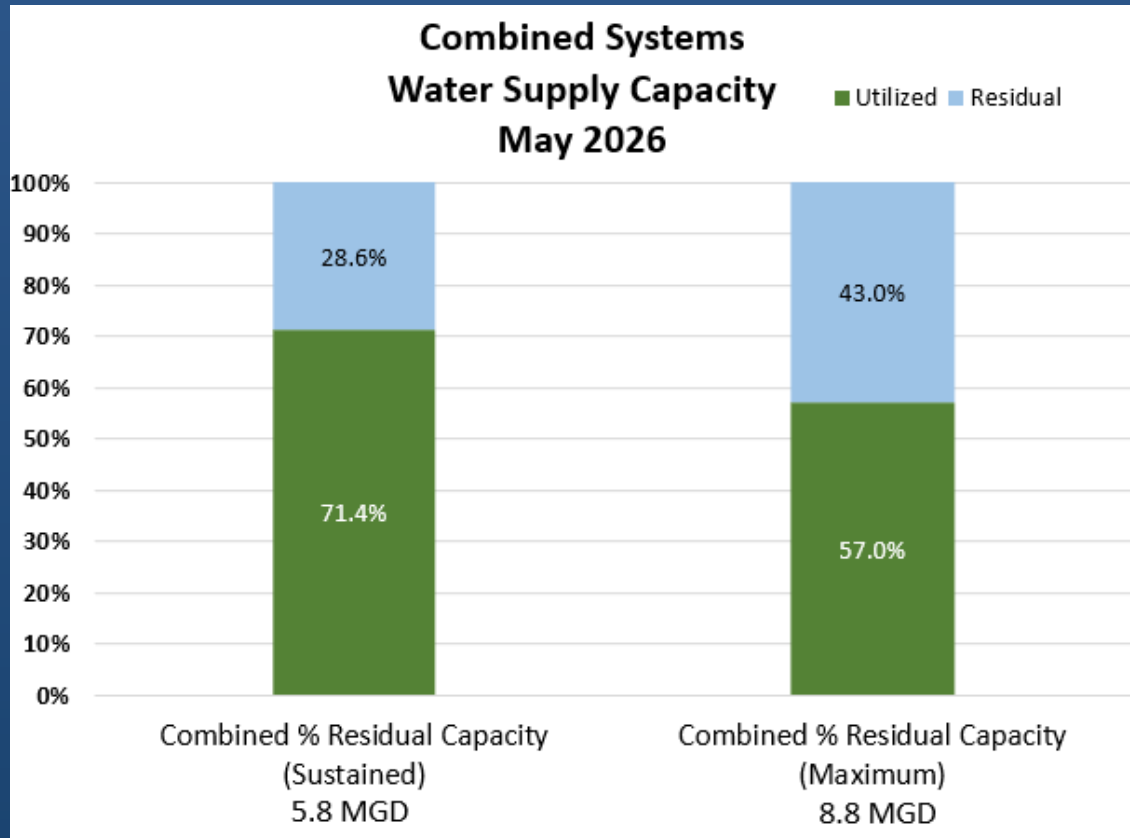
1) Population and Water Demand Projections



Portsmouth & Pease Water Systems Average Daily Water Production



2) Water Supply Capacity and Conditions



28.6% = 1.66 MGD

43.0% = 3.78 MGD

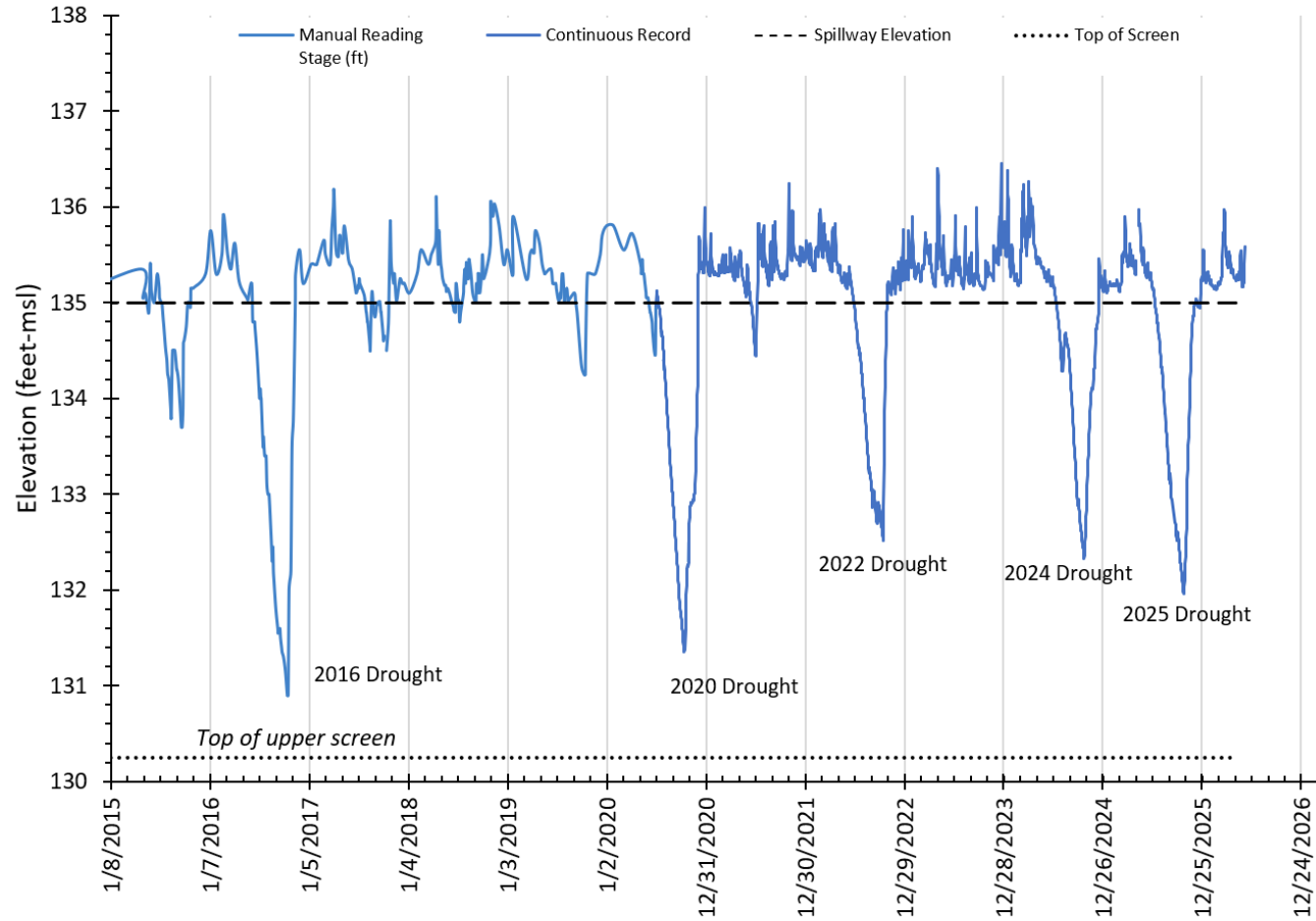
Annual Ave: 4.14 MGD

May 2026 Max Day: 5.02 MGD

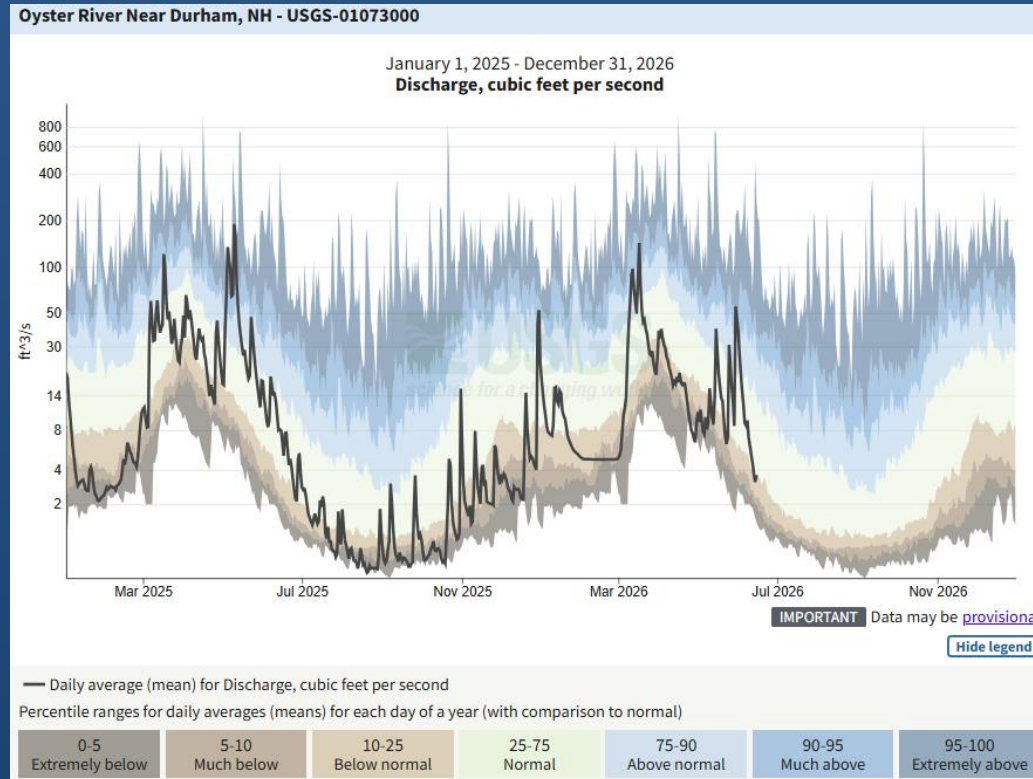
2) Water Supply Capacity and Conditions Bellamy Reservoir

- 773 Million Gallons – Total Capacity
- 663 Million Gallons – Usable Capacity (above lower screen)
- 482 Million Gallons – Usable Capacity (above upper screen)
- 22 Square Mile Watershed
- ~400 Acre Surface Area
- Flushing Rate: ~6.4 x/year
- Mean Depth: ~10 feet

Bellamy Reservoir Water Level



2) Water Supply Capacity and Conditions Stream Flow – Oyster River Gage



2) Water Supply Capacity and Conditions

Madbury Wells

Well	Capacity (GPM)
Well 2	300
Well 3	300
Well 4R	480
Well 5	490
<i>Total Permitted</i>	<i>1,040</i>

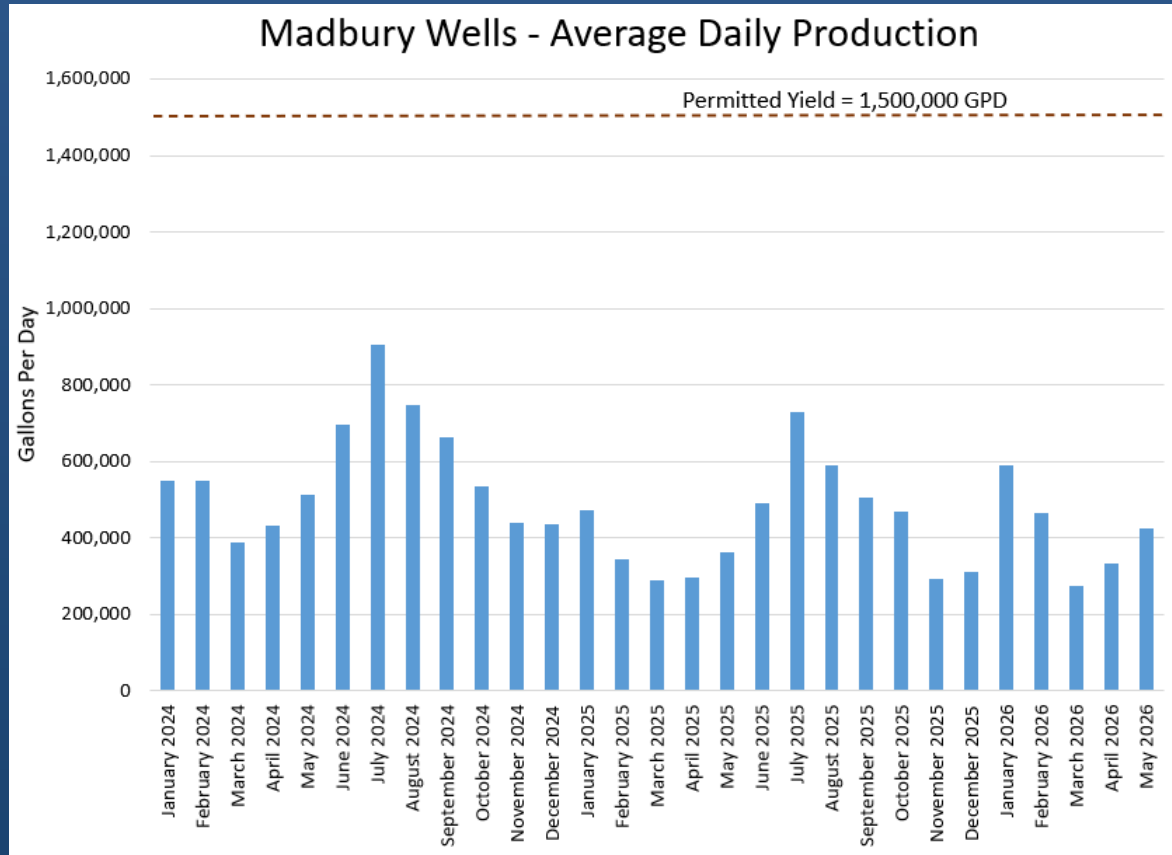
Portsmouth Wells

Well	Capacity (GPM)
Greenland Well	450
Portsmouth Well	450
Collins Well	450
Collins Well 2	

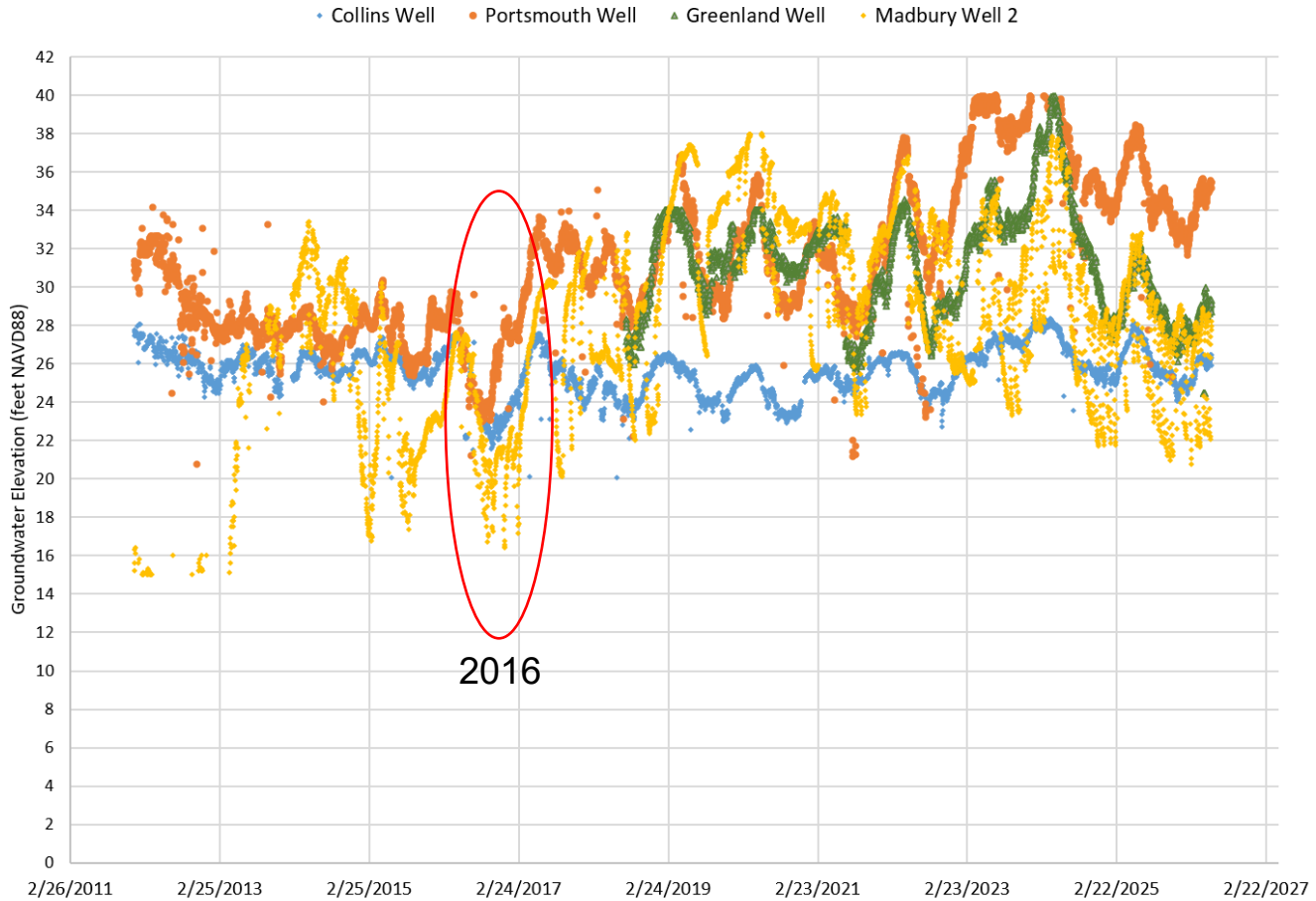
Pease Wells

Well	Capacity (GPM)
Harrison Well	230
Smith Well	343
Haven Well	534

2) Water Supply Capacity and Conditions



Supply Well Water Elevations

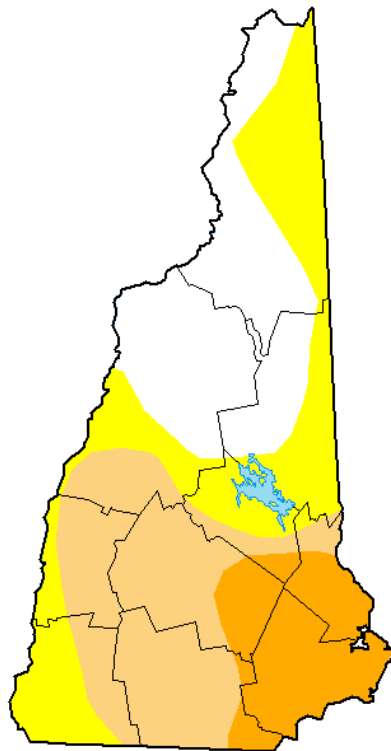


U.S. Drought Monitor New Hampshire


June 9, 2026

(Released Thursday, Jun. 11, 2026)

Valid 8 a.m. EDT



Intensity:



The Drought Monitor focuses on broad-scale conditions. Local conditions may vary. For more information on the Drought Monitor, go to <https://droughtmonitor.unl.edu/About.aspx>

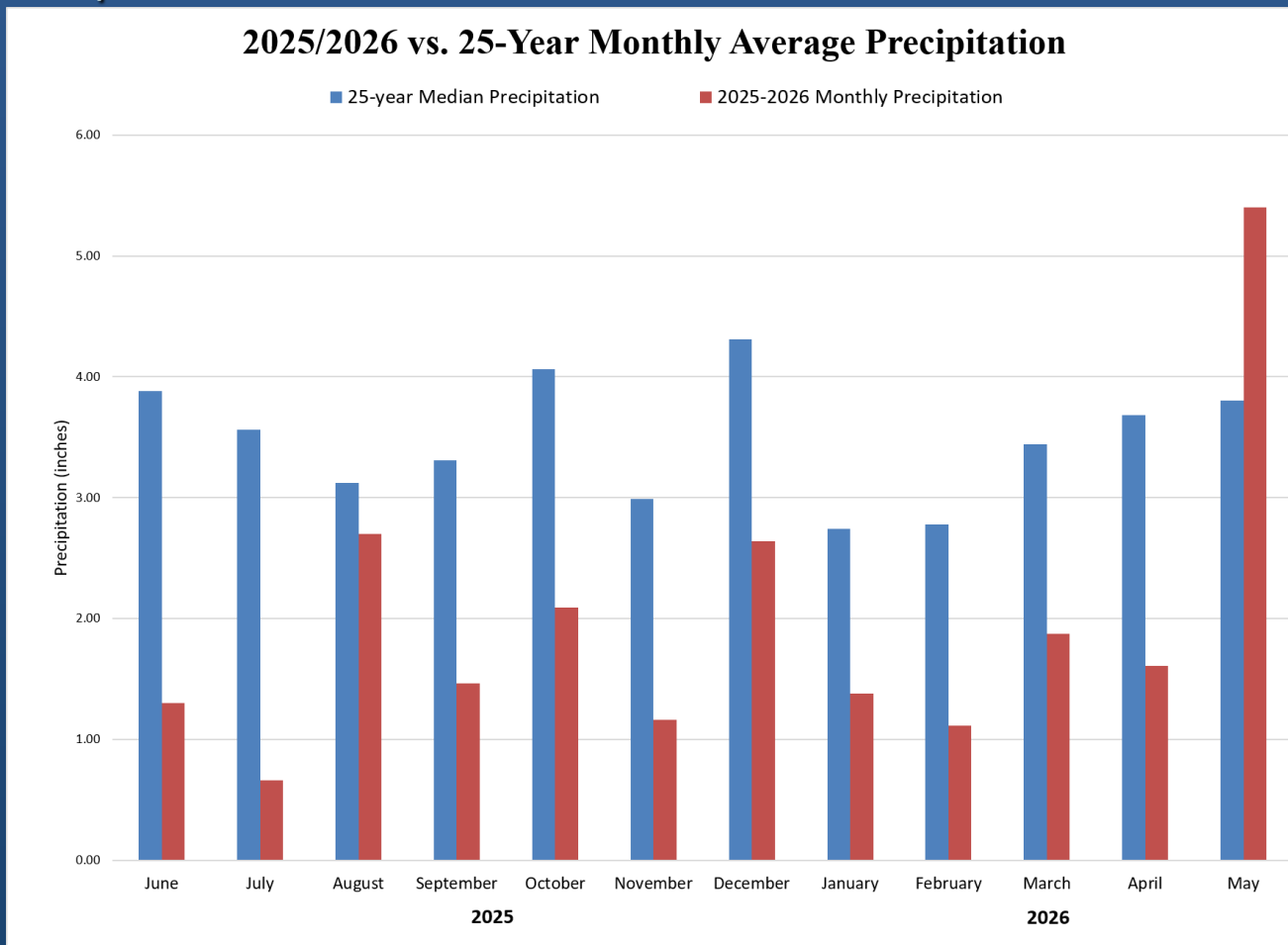
Author:

Brian Fuchs
National Drought Mitigation Center

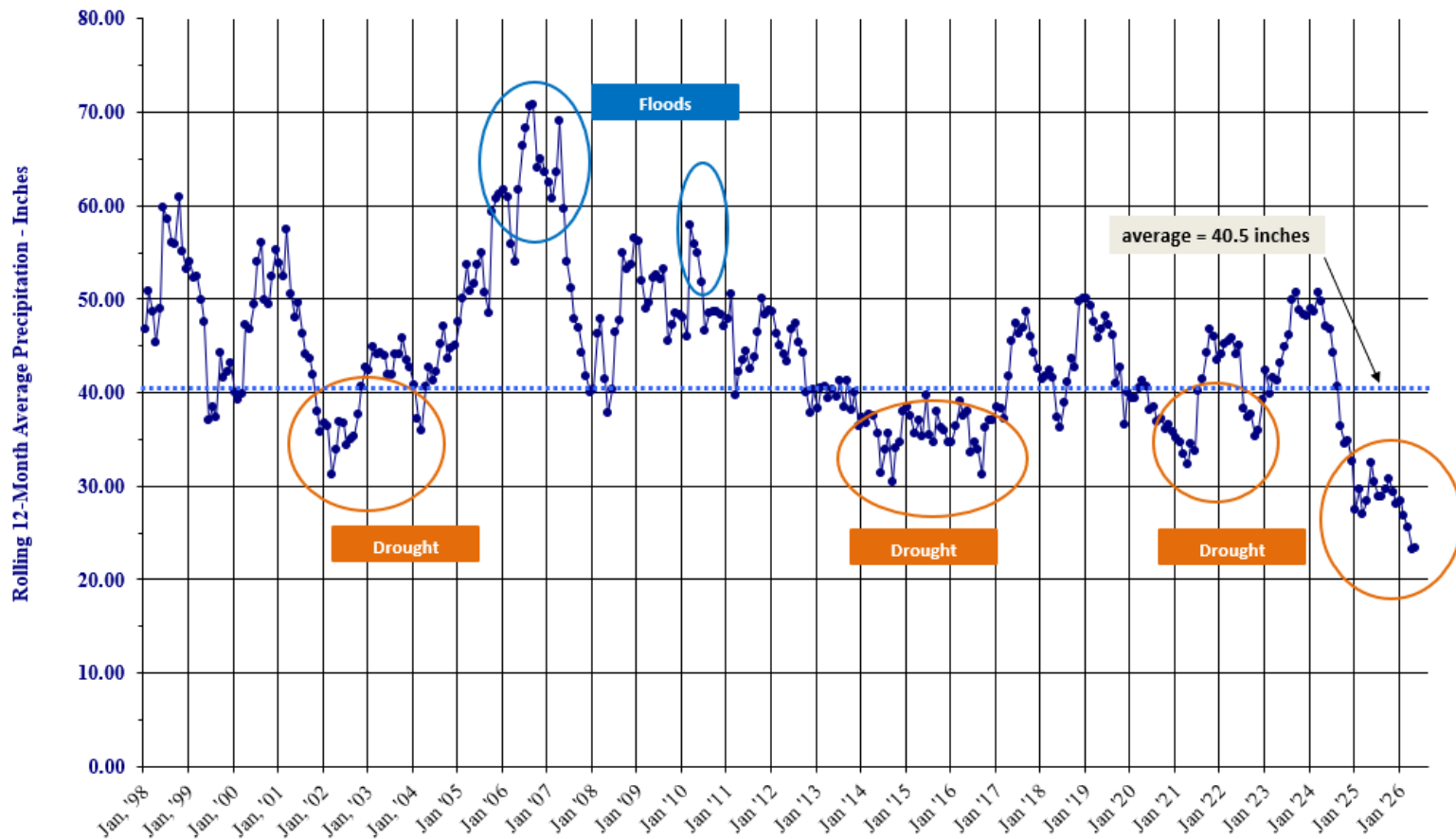


droughtmonitor.unl.edu

Precipitation – 42% Below Normal Annual Average



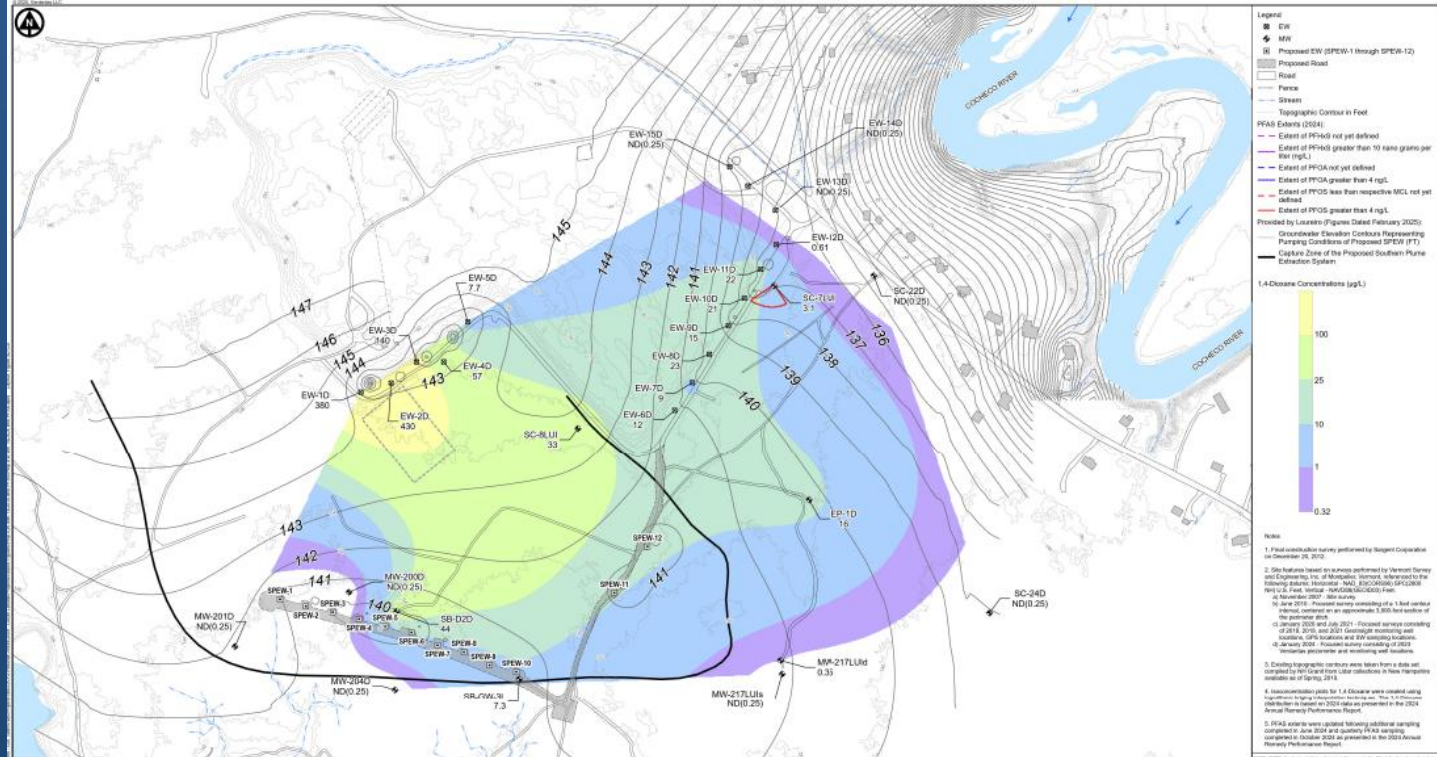
Precipitation - Portsmouth, NH - 1998 to 2026



2) Water Supply Capacity and Conditions

- Source Water Protection
 - Bellamy Source Management
 - Bellamy Watershed
 - Wellhead Areas
 - Source Protection Plans and Inventory Efforts
- Facilities
 - Bellamy Dam
 - Madbury Treatment Facility
 - Pease Treatment Facility
 - PFAS Treatment – Portsmouth, Collins & Greenland Wells

Source Protection – Former Dover Landfill (Tolend Road)



Former Dover Landfill – Superfund Site
 NHDES Site # 198803019
<https://www4.des.state.nh.us/DESOnestop/BasicSearch.aspx>

verdantas

Dover Group
**Proposed Extraction Wells
 1,4-Dioxane and PFAS
 2024 - LUI**

Dover Municipal Landfill Superfund Site
 Dover, New Hampshire

DATE	2024-08-28
SCALE	AS SHOWN
PROJECT	1,4-Dioxane and PFAS
CLIENT	VERDANTAS
NO. OF SHEETS	10
SHEET NO.	4D

Bellamy Reservoir Dam Maintenance

- Minor seepage and efflorescence
- Epoxy injections
- Cement mortar patching
- 100% complete



Greenland Well PFAS Treatment

- Schedule
 - Bid in September
 - Construction 2027-2028
- Backup Well Permitting
 - GZA / EGGI
 - Pumping Test in June
- NH PFAS Settlement Funds
 - \$3,062,540 – Portsmouth
 - \$1,563,527 – Pease
- NH SRF Funds (\$6.5 M Loan)



Portsmouth & Collins Wells PFAS Treatment

- Final design in FY27
- Construction anticipated 2028 - 2030
- Two (2) Granular Activated Carbon (GAC) vessels
- No commitment from Air Force



Water Master Planning

- 1) Population and Water Demand Projections
- 2) Water Supply Capacity and Conditions
- 3) Storage Tank Capacity and Conditions
- 4) Distribution System Assessment
- 5) Regulatory Evaluation
- 6) Financial (Metering and Billing)
- 7) Summary and Recommendations

3) Storage Tank Capacity and Conditions

Tank	Capacity (Gallons)
Spinney Road Tank	1,000,000
Lafayette Tank	7,500,000
Newington Booster Tank	1,500,000
Hobbs Hill Tank	600,000
<i>Air National Guard</i>	<i>400,000</i>



3) Storage Tank Capacity and Conditions

Rehabilitation Contract Awarded

- \$2,210,230
- Contractor: Minoan Industrial, LLC
- Engineer: Haley-Ward



- Spinney Road Tank
 - Spot Rehab & Paint Exterior
 - Fall 2026
- Newington Booster Tank
 - Full Repair
 - Paint Interior & Exterior
 - Spring 2027
- Lafayette Tank
 - Spot Rehab Interior & Exterior
 - Fall 2027

4) Distribution System Assessment

- Service Lines
 - Inventory
 - Galvanized Replacement Program
- Water Main Replacement
 - 10% (2 miles) Annual Goal
 - Condition Assessments
 - Development Projects
- Transmission Main Replacement & Maintenance
- Valve Exercising/Replacement
- Hydrant Replacement

5) Regulatory Evaluation

- PFAS Rules
- Disinfection Byproducts Rules
- Microbial Rules
- EPA Contaminant Candidate List

6) Financial (Meters & Billing)

- FY27 Rate Study
 - Rate Structure
 - Rates
 - Fees
- Meter Replacement/Management
- Billing System Management
- Water Enterprise Fund Management

Community Education Update

Kim McNamara, MS, REHS - Portsmouth Health Officer

PFAS Update

12-Month Rolling Average July 2025 – June 2026

12-MONTH ROLLING AVERAGE 2026 Q2		EPA MCL (2026)	NH MCL	MADBURY WTP FINISHED	MADBURY WELL 2	MADBURY WELL 3	MADBURY WELL 4 R	MADBURY WELL 5	PORTSMOUTH WELL	COLLINS WELL	GREENLAND WELL	PEASE WTP
Perfluorohexanesulfonic acid(PFHxS)	ng/L	-	18	0.0	0.7	0.4	0.2	1.0	8.3	2.1	2.0	0.0
Perfluorooctanesulfonic acid (PFOS)	ng/L	4	15	1.0	1.2	1.2	0.7	0.9	5.6	4.1	3.7	0.0
Perfluorooctanoic acid (PFOA)	ng/L	4	12	2.0	2.6	2.4	2.0	2.1	7.2	3.7	4.2	0.0
Perfluorononanoic acid (PFNA)	ng/L	-	11	0.0	0.0	0.0	0.0	0.0	0.0	0.0	0.0	0.0
Hexafluoropropylene oxide dimer acid (HFPO-DA)	ng/L	-		0.0	0.0	0.0	0.0	0.0	0.0	0.0	0.0	0.0
Perfluorobutanesulfonic acid (PFBS)	ng/L			0.9	1.6	1.3	0.8	1.5	3.9	8.3	2.4	0.0
Hazard Index*		1		0.0	0.1	0.0	0.0	0.1	0.8	0.2	0.2	0.0

* Hazard Index MCL = (HFPO-DA/10)+(PFBS/2000)+(PFNA/10)+(PFHxS/10)

PFAS Update

Compound	MCL (2025) (ng/L)	Revised MCL (pending-2026) (ng/L)
PFOA	4.0	4.0
PFOS	4.0	4.0
PFHxS	10	----
PFNA	10	----
HFPO-DA (GenX)	10	----
Mixture (PFHxS, PFNA, HFPO-DA & PFBS)	Hazard Index <1	----

PFAS Update

Community can submit verbal or written comments to EPA

The EPA will accept written comments on the proposed rule in the public docket until **July 20, 2026**. The public docket can be accessed at www.regulations.gov under **Docket ID: EPA-HQ-OW-2025-0654**.

The EPA will hold a **virtual public hearing** on July 7, 2026 where the public is invited to provide the EPA with **verbal comments** on the proposed rule. During the hearing, the agency will present information on the proposed rule and then receive comments from the public. **Registration to attend and/or provide verbal comment during the hearing is required and the last day to pre-register to provide public comment is July 1, 2026.**

Information and registration for the public hearing is available [here](#). The EPA will post an agenda and list of pre-registered public commenters to this website no later than July 6, 2026. For questions related to the public hearing, please contact PFASNPDWR@epa.gov.

<https://www.eventbrite.com/e/public-hearing-for-proposed-regulations-related-to-pfas-in-drinking-water-tickets-1988851418130?aff=oddtcreator>

The EPA will accept **written comments** on the proposed rule in the public docket until **July 20, 2026**. The public docket can be accessed at www.regulations.gov under **Docket ID: EPA-HQ-OW-2025-0654**

PFAS Update

Community can submit verbal or written comments to EPA

- **Docket 1 (rescission of standards for four PFAS):** [regulations.gov/docket/EPA-HQ-OW-2025-0654](https://www.regulations.gov/docket/EPA-HQ-OW-2025-0654). This is re: the rollback on EPA rescinding the maximum contaminant levels for PFHxS, PFNA, GenX, and the Hazard Index mixture.
- **Docket 2 (two year compliance extension for PFOA and PFOS):** [regulations.gov/docket/EPA-HQ-OW-2025-1742](https://www.regulations.gov/docket/EPA-HQ-OW-2025-1742). This is re: extending the compliance deadline to 2031.

***please note that each separate rule proposal has an individual rulemaking docket for written comments. Please ensure any written comments are submitted to the specific docket associated with your comments.

Legislative Update

David Meuse, NH State Representative

Community Update

5th National PFAS Conference - Tucson Arizona - June 8-10, 2026



NATIONAL PFAS CONFERENCE

THE UNIVERSITY OF ARIZONA

 **Research & Partnerships**

[Contact](#) [Give](#)

[Home](#) [About](#) [Research Support](#) [Students](#) [Facilities & Units](#) [Innovation & Engagement](#) [Impact](#) [News & Events](#)

[Home](#) > [PFAS Conference 2026](#) > [Pre-Conference Activities](#)

Pre-Conference Activities

National PFAS Conference 2026

June 8-10 | Tucson, Arizona
University of Arizona

Join us for the National 2026 PFAS Conference in the hidden gem in the desert. This conference series is uniquely designed to exchange information, provide support to PFAS-affected communities, and facilitate engagement across diverse sectors involved with PFAS to accelerate the protection of health and the environment.

[Registration And Program](#) [Poster Abstracts](#) [Venue](#) [Pre-Conference Activities](#) [Sponsorships](#) [Safety Plan](#)

[Accommodations](#) [Achievement Awards](#) [Travel Awards](#) [Organizers](#) [Local Attractions](#) [CME Workshop](#) [Interactive Directions](#)

[Back to main conference page](#)

<https://research.arizona.edu/pfas-2026/overview>



Children's Health and PFAS: A Mother's Perspective

National PFAS Conference | Tucson, Arizona | June 9, 2026

Andrea Amico | Testing for Pease, Co-Founder

Learning about PFAS in my community

Seacoastonline

Water contamination shuts down well at Pease

PFAS contamination at Pease Air Force Base has forced officials, state officials to shut down a well that serves Pease.




Seacoastonline

'They need to be held accountable'

PFAS contamination at Pease Air Force Base has forced officials, state officials to shut down a well that serves Pease.



TESTING for PEASE

Who is Testing for Pease?

Testing for Pease is a community action group, whose mission is to be a reliable resource for education and communication while advocating for a long-term health plan on behalf of those impacted by the PFAS water contamination at the former Pease Air Force Base in Portsmouth, NH



From left to right: Alayna Davis, Andrea Amico & Michelle Dallari



BREAKOUT SESSION

Clinical care for patients affected by PFAS exposure (CME credits available)

with Rachel Criswell, MD, and Phil Brown, PhD

DRACHMAN HALL, ROOM B111
1:30 PM TO 3:00 PM
WEDNESDAY, JUNE 10

WWW.NATIONALPFASCONFERENCE.ORG



National PFAS Contamination Coalition (NPCC)



<https://www.pfascoalition.org/>

Community Update - Katrie Hilman



A Community Conversation about PFAS: Wastewater, Biosolids and How To Reduce Risks in NH

Photo by Jerry Monkman

Date:
5:30 - 7 pm, Tue, **June 16, 2026**

Location: Great Bay Reserve,
91 Depot Road, Greenland, NH

Join us for an engaging panel discussion exploring how PFAS are entering wastewater systems and agricultural fields — and what can be done to reduce risks.

Widely used in consumer products and industry for decades, PFAS are raising growing concern because they persist in the environment and can contaminate drinking water, soils, crops, and ecosystems.

For Children: Fun, science-based program (with pizza) is available for kids in the Great Bay Discovery Center. Be sure to RSVP.

Panel moderated by **Allison Jumper**, Seacoast Area Changemaker. Panelists include:



Laura Orlando
Civil Engineer and Senior Scientist with Just Zero



Bill Pluecker
Commercial Farmer and ME State Legislator



Ren Beaudoin
Residuals Management Supervisor with NH DES



Rosemarie Rung
Retired Chemist and NH State Legislator

Please **RSVP Here** →



Sponsored by the Great Bay Changemaker Program. Email Katrie at gbchangemaker@gmail.com

Art by Sarah Koff

GREAT BAY CHANGEMAKER PROGRAM




Become an environmental changemaker! All are invited to apply for a six-session environmental leadership and advocacy training program.



Why Join?

- Learn how to turn your environmental passion into community action.
- Meet local leaders and visit new parts of the Salmon Falls - Piscataqua watershed.
- Build skills, meet allies, create change.
- Dinners and stipends are offered to all participants.



Program will run Sept 10 - Nov 12, 2026. We meet every other Thursday, 5 - 7:30 pm. Sessions hosted in Portsmouth, Newington, Greenland, Somersworth and Wakefield, NH. Optional walks before sessions.

Scan the QR code to learn more and apply.



Email Katrie: gbchangemaker@gmail.com
<https://7rivers2coast.org/protect/changemakers/>



<https://7rivers2coast.org/protect/changemakers/>

Public Comment